

STATE IOWA STATE CYCLONES STATE

2016-17 MEN'S HOOPS NOTES



IOWA STATE (14-9, 6-5 BIG 12) VS. OKLAHOMA (8-15, 2-9 BIG 12)

SATURDAY, FEB. 11 | 5 PM CST

AMES, IOWA | HILTON COLISEUM (14,384)

Radio: Cyclone Radio Network/Learfield; TuneIn Radio App
CRN Talent: John Walters (pxp); Eric Heft (analyst)
TV: ESPN2
Talent: Bob Wischusen (pxp); Fran Fraschilla (analyst)
Sirius/XM: 83/200/954 (internet)
Live Video: WatchESPN
Live Stats: CycloneStats.com

2016-17 SCHEDULE/RESULTS

14-9, 6-5 Big 12 (home: 8-3, away: 3-5, neutral: 3-1)

NOVEMBER

6	Sioux Falls (exh.) (Ctv)	W, 101-57
11	Savannah State (Ctv)	W, 113-71
14	Mount St. Mary's (Ctv)	W, 73-55
20	The Citadel (Ctv)	W, 130-63
24	^vs. Indiana State (ESPN2)	W, 73-71
25	^vs. Miami (ESPN2)	W, 73-56
27	^vs. #11 Gonzaga (ESPN)	L, 73-71

DECEMBER

1	Cincinnati (ESPN)	L, 55-54 (OT)
5	Omaha (Ctv)	W, 91-47
8	%at Iowa (ESPN2)	L, 78-64
17	&vs. Drake (MC22)	W, 97-80
20	Mississippi Valley State (Ctv)	W, 88-60
30	*Texas Tech (ESPNNews)	W, 63-56

JANUARY

4	*at No. 2 Baylor (ESPNNews)	L, 65-63
7	*Texas (ESPN2)	W, 79-70
11	*at Oklahoma State (ESPNU)	W, 96-86
14	*at TCU (Fox Sports SW/Midwest)	L, 84-77
16	*No. 2 Kansas (ESPN)	L, 76-72
21	*at Oklahoma (ESPN2)	W, 92-87 (2OT)
24	*Kansas State (ESPN2)	W, 70-65
28	%at Vanderbilt (ESPN2)	L, 84-78
31	*No. 7 West Virginia (ESPN2)	L, 85-72

FEBRUARY

4	*at No. 3 Kansas (ESPN)	W, 92-89 (OT)
7	*at Texas (ESPN2)	L, 67-65
11	*Oklahoma (ESPN2)	5 p.m.
15	*at Kansas State (ESPN2)	6 p.m.
18	*TCU (ESPNNews)	5 p.m.
20	*at Texas Tech (ESPNU)	8 p.m.
25	*Baylor (ESPN2)	3 p.m.
28	*Oklahoma State (ESPN2)	8 p.m.

MARCH

3	*at West Virginia (ESPN2)	6 p.m.
8-11	#Phillips 66 Big 12 Championship	

Home games in bold *Big 12 Conference game
 ^Advocate Invitational, Orlando, Fla. \$SEC/Big 12 Challenge
 &Hy-Vee Classic, Des Moines, Iowa %Iowa Corn Cy-Hawk Series
 #Phillips 66 Big 12 Championship, Kansas City, Mo.

IOWA STATE QUICK FACTS

Location	Ames, Iowa
Enrollment	36,660
Nickname/Mascot	Cyclones/Cy
Colors	Cardinal & Gold
Arena	Hilton Coliseum (14,384)
President	Dr. Steven Leath
Director of Athletics	Jamie Pollard
Website	Cyclones.com
All-Time Record	1,330-1,290 (.508)
Facebook	Iowa State Men's Basketball
Twitter	@CycloneMBB
Instagram	Cyclonembb

PRONUNCIATION GUIDE

Steve Prohm	rhymes with Rome
Darrell Bowie	BOO-ee
Wes Greder	GRE-dur
Merrill Holden	Muhrl
Ray Kasongo	kuh-SAHN-go
Jakolby Long	Juh-KOH-bee
Nazareth Mitrou-Long	me-TRUE
Monté Morris	MAHN-tay
Daniyal Robinson	dan-YELL
Nick Weiler-Babb	WHY-ler

**Audio pronunciations are available on the MBB roster on Cyclones.com.

GAME #24-OKLAHOMA

• Iowa State returns home for the start of a stretch in which it will play four of the next six games at Hilton Coliseum...the Cyclones look to run its win streak against OU in Hilton Coliseum to six games...ISU is also looking to avoid losing back-to-back games at Hilton Coliseum, something that hasn't happened since the 2010-11 season.

#CYCLONENOTES

• Iowa State rallied from 17 points down to tie Texas with under a minute left in regulation, but the Cyclones were unable to complete the comeback, falling 67-65 Tuesday night in Austin.

• Of ISU's nine losses, five of them have been to teams (Kansas, Baylor, Gonzaga, Cincinnati, West Virginia) that are ranked in the top-15 and own a combined record of 107-13...those five losses have been by an average of 4.4 points...the Cyclones' other four losses have come on the road.

• Iowa State is one of six schools that hasn't suffered a 15-point loss since the start of the 2015-16 season...the streak actually dates back to 2013-14 (105 games)...since beginning of 2014-15, only four schools haven't lost by 15+ points.

• ISU ranks among KenPom.com's top 45 in both adjusted offensive efficiency (41) and defensive efficiency (24)...in the KenPom era (since 2001-02), its best defensive efficiency since 2005 (10)...the Cyclones are No. 26 in KenPom's rankings.

• ISU ranks among the nation's top-20 teams in steals per game (8.6)...**Monté Morris** has 21 steals the last nine game and **Deonte Burton** has 30...Burton has had six steals in each of the last two games, the first ISU player to achieve that feat.

• Burton was named Big 12 Player of the Week after he scored 29 points at Kansas (7-9 3FG), including 19 after halftime...he has four games with 27 points or more...he has 21 blocks (2.1 per game) and 30 steals (3.0) in the last 10 games...Burton leads ISU in steals (48) & blocks (33) this season and is aiming to become the first Cyclone to do so since Royce White (2011-12).

• ISU continues to rank among the nation's top teams in taking care of the basketball...the Cyclones average 10.4 turnovers per game, which leads the Big 12 and is ninth nationally...ISU's turnover percentage of 14.2 ranks second nationally...ISU's turnover margin (+5.3) is third nationally...ISU has had fewer turnovers than its opponents in 20 of 23 games.

• **Matt Thomas** became the 34th player in school history to reach the 1,000-point milestone, joining teammates **Morris** and **Nazareth Mitrou-Long**...the group is the first trio of Cyclone teammates to all have 1,000 points concurrently since Fred Hoiberg, Julius Michalik and Loren Meyer (1992-95).

• Morris has been at his best since the schedule flipped to Big 12 play...in league, Morris is leading the Cyclones with 16.7 points, 5.2 rebounds and 5.9 assists per game...he is first nationally in assist-to-turnover ratio (5.46) and is also the nation's active career leader (4.64)...in Big 12 play he is averaging one turnover every 47.4 minutes he's played...Morris broke Jeff Hornacek's career assist record and is six steals shy of his career mark as well.

• Mitrou-Long (221) and Thomas (224) have surpassed 200 career 3-pointers made...this season, they have combined for 118 made threes, the most among Big 12 teammates...the duo is averaging a combined 6.8 3-pointers the last five games.

• Iowa State is shooting 39.3 percent behind the arc in Big 12 play, including three regulars in the rotation hitting 40 percent of their long-range tries...Thomas is shooting 45.7 percent on threes in conference action, while Burton and Morris are hitting at a 40 percent clip...Burton is shooting 56.8 percent on threes (21-37) the last five games...ISU has 10+ threes in 7-of-11 Big 12 games.

2016-17 IOWA STATE CYCLONES

Possible Starters

No-Name	Pos.	Ht.	Wt.	Yr.	Hometown (Last School)	Pts.	Reb.	Asst.
30-Deonte Burton	G	6-5	250	Sr.#	Milwaukee, Wis. (Marquette)	15.2	6.9	2.1*
2016 Big 12 Newcomer of the Year; 29 points at Kansas; last 2 games: 21.0 ppg, 8.0 rpg, 6.0 spg & 1.5 bpg.								
15-Nazareth Mitrou-Long	G	6-4	203	Sr.#	Mississauga, Ontario (St. Martin)	15.2	4.7	2.8
221 career 3-pointers made; 1,070 career points; six consecutive games with 10+ points.								
11-Monté Morris	G	6-3	175	Sr.	Flint, Mich. (Beecher)	16.1	4.7	5.7
1,503 career pts; ISU career assist record holder (682); only player nationally averaging 16-4-5 and <2 TO.								
21-Matt Thomas	G	6-5	193	Sr.	Onalaska, Wis. (Onalaska)	11.9	4.3	1.5
224 career 3-pointers made; 1,013 career pts; four or more 3-pointers made in four of last five games.								
5-Merrill Holden	F	6-8	224	Sr.	Chicago, Ill. (Louisiana Tech)	3.1	2.5	0.6&
Has started last five games; avg. 1.2 blocks last six games.								

Reserves

1-Nick Weiler-Babb	G	6-5	205	So.#	Arlington, Texas (Martin)	5.0	3.9	0.9*
4-Donovan Jackson	G	6-2	175	Jr.	Milwaukee, Wis. (Iowa Western CC)	5.8	1.0	1.4
10-Darrell Bowie	F	6-8	218	Sr.#	Milwaukee, Wis. (Northern Illinois)	6.4	4.5	0.8*
33-Solomon Young	F	6-8	240	Fr.	Sacramento, Calif. (Sacramento)	3.2	2.4	0.4&
13-Jakolby Long	G	6-5	208	Fr.	Mustang, Okla. (Mustang)	2.2	1.8	0.2
00-Simeon Carter	F	6-8	227	So.	Charlotte, N.C. (West Charlotte)	2.0	1.0	0.0
23-Wes Greder	G	6-5	189	Fr.#	Ames, Iowa (Gilbert)	0.0	0.6	0.2&
24-Stuart Nezek	C	6-10	245	Sr.	River Forest, Ill. (Fenwick)	1.5	0.8	0.3
2-Cameron Lard	F	6-9	220	Fr.	Natchitoches, La. (Pro Vision Academy)	-	-	-
3-Ray Kasongo	F	6-9	230	Jr.+	Toronto, Ontario (Tennessee)	Redshirting		

HC: Steve Prohm (Alabama, 1997) **Record at ISU:** 37-21/2 **Overall:** 141-50/6

Assts.: Neill Berry (SE Louisiana, 2004), Daniyal Robinson (Ark.-Little Rock, 1999), William Small (Belhaven, 1993), Micah Byars (West Florida, 2006), David Hobbs (VCU, 1972), Nate Schmidt (Denison, 2014)

#Has Redshirted +Redshirting This Season &Blocks *Steals

Contact Matt Shoultz, Associate Director for Communications

Iowa State Athletics Jacobson Athletic Building Ames, IA 50011-1140 515-520-7642 mshoultz@iastate.edu @mjshoultz

STEVE PROHM

Head Coach • 2nd Season • @CoachProhm



Born: July 12, 1974 (42 years old)
Hometown: Vienna, Va.
High School: Northwest Whitfield (Tunnel, Hill, Ga.)
College: Alabama, '97
Year in coaching: 19th
Wife: Katie **Child:** Son: Cass

PROHM COACHING EXPERIENCE

1998-99	Assistant Coach	Centenary
1999-05	Assistant Coach	SE Louisiana
2005-06	Assistant Coach	Tulane
2006-11	Assistant Coach	Murray State
2011-15	Head Coach	Murray State
2015-pres.	Head Coach	Iowa State

PROHM YEAR-BY-YEAR

Year	School	Record	Pct.
*2011-12	Murray State	31-2	.939
2012-13	Murray State	21-10	.677
2013-14	Murray State	23-11	.676
2014-15	Murray State	29-6	.829
*2015-16	Iowa State	23-12	.657
2016-17	Iowa State	14-9	.609

TOTAL: overall (141-50, .738) conf. (70-23, .753)

AT ISU: overall (37-21, .638) Big 12 (16-13, .551)

*Denotes NCAA Tournament

PROHM NOTES

- Named 20th head coach in Iowa State history on June 8th, 2015.
- Entering 2016-17, his .756 winning percentage ranked sixth nationally among active NCAA Division I head coaches with at least 5 years experience.
- 2012 Basketball Times National Coach of the Year.
- Two-time Ohio Valley Conference Coach of the Year (2012, 2015).
- Coached three conference player of the year winners in five years as head coach.
- ISU player Georges Niang was a consensus All-American and Karl Malone Award winner under his guidance.
- Led ISU to second-ever win against No. 1 foe when they beat Oklahoma in 2015-16.

NBA DRAFT PICKS UNDER PROHM

2016	Georges Niang, 50th to Indiana
	Abdel Nader, 52nd to Boston
2015	Cameron Payne (Murray), 14th to Oklahoma City
2013	Isaiah Canaan (Murray), 34th to Houston

MILESTONE WINS

Win	Date	Opponent	Score
1	11-11-11	Harris-Stowe	76-49
50	2-20-13	Morehead State	106-100
100	2-26-15	Eastern Illinois	65-57
105	11-13-15	Colorado (1st win at ISU)	68-62

IOWA STATE QUICK HITTERS

- Iowa State has sold out 27 of the last 31 games at Hilton Coliseum...ISU is 22-5 at Hilton Coliseum under Prohm.
- ISU has been to a school-record five consecutive NCAA Tournaments...the Cyclones have made two Sweet 16 appearance in the last three seasons...ISU seeks to become the first school from the state of Iowa to reach six consecutive NCAA Tournaments.
- The Cyclones have won two of the last three Big 12 Tournament titles.
- Wins By Big 12 Teams Since 2011-12: Kansas 166, Baylor 145, Iowa State 137.
- ISU has won 20 games the last five seasons...Steve Prohm has won at least 20 games in each of his five seasons as a head coach...among current Big 12 coaches, only he, Texas coach Shaka Smart and TCU's Jamie Dixon accomplished that in their first five years as a head coach.
- Iowa State is one of 29 schools to win 20+ games the last five seasons...only 13 teams in the nation's top-six conferences (Big East, ACC, Big 12, Big Ten, Pac-12, SEC) have won 20+ games five consecutive seasons.
- The Cyclones have won at least 10 league games in each of the last five seasons, which is a school record.
- The Cyclones have won 40 of their last 46 games at home, including 21 of 26 league games.
- ISU has led the Big 12 in scoring the last four seasons, joining Kansas (2000-03) as the only teams to lead the league four consecutive seasons.
- The Cyclones are 29-11 under Prohm when committing less turnovers than their opponent...ISU has had fewer turnovers than its opponent in 20 of 23 games this season, including eight games with less than 10 miscues.
- Morris has 682 assists and 147 turnovers in 128 career games...ISU is 56-20 when Morris has at least five assists.
- Morris has 13 career games with 10 or more assists...his assist-to-turnover ratio in those games is 8.7 (139 assists/16 turnovers)...the rest of the Big 12 players have a combined eight 10-assist games.
- ISU is 7-0 this season and 17-3 under Prohm when outrebounding its opponent.
- ISU has held five of its opponents to 59 points or less this season after doing so just three times in 35 games last season.
- Morris has one of 20 triple-doubles in the nation this season.
- ISU is ranked 330th nationally with just 372 free throws attempted (16.2 per game)...its opponents are averaging just 15.6 free throw attempts per contest.
- ISU's three starting guards (Morris, Thomas, Mitrou-Long) are shooting a combined 80 percent from the FT line (108-135).
- In games which he hits a 3-pointer, Donovan Jackson is averaging 10.0 points and shooting 51.9 percent (40-77) from the field and 54.7 percent (29-53) from 3-point range.
- Entering the season, 66.1 percent of Mitrou-Long's made field goals were 3-pointers...this season that number is 46.1 percent...Mitrou-Long is shooting 64.5 percent on 2-point field goals.
- Morris is currently leading the Big 12 with 5.7 assists per game...he is trying to become the first player to lead the league three consecutive seasons since Doug Gottlieb (Oklahoma State) did it from 1998-2000.
- In Big 12 play, Morris is averaging one turnover every 47.4 minutes played...in the second half of Big 12 games, Morris has just two turnovers in 212 minutes played.
- Morris and Mitrou-Long average a combined 31.3 points, third-most among Big 12 teammates.
- Morris is the second player in school history to record four 100-assist seasons (Gary Thompkins, 1985-88).
- Burton is averaging 2.1 blocks and 3.0 steals the last 10 games...Morris is posting 2.1 steals in the last 10.
- Morris is first nationally in assist-to-turnover ratio at 5.46...Morris has the 2nd and fourth best single season marks in NCAA history and is trying to take the record back (Casey Benson, Oregon, 4.88)...in Big 12 Conference games, Morris owns a 7.2 a/to ratio...next best in the league is KU's Devonte' Graham at 2.5.
- Only Kansas' Frank Mason (35.8) is playing more minutes than Morris (34.9).
- Morris has the second-most wins in ISU history having played in 90 career wins...Georges Niang is first at 98 wins played in, while Mitrou-Long and Thomas have played in 88 wins each.
- Iowa State has 11 games with 10 or more steals...among the top-6 leagues, only West Virginia (13) has more.
- Iowa State earned road wins over Kansas, Oklahoma and Oklahoma State in the same season for the first time.

IOWA STATE-OKLAHOMA SERIES NOTES

- Iowa State and Oklahoma will meet for the 201st time in the series, with OU holding a 115-85 edge...ISU is 50-37 against the Sooners in Ames, which includes a 21-17 record at Hilton Coliseum...the Cyclones have five consecutive games in the series at Hilton Coliseum...the last time OU visited Hilton Coliseum it was No. 1...the Cyclones won that game 82-77 for its second-ever win against a top-ranked team.
- In five of the last seven games, the winning team has come back from a double-digit deficit.
- On Jan. 21, ISU rallied from a 19-point first-half deficit to win 92-87 in double overtime...Burton scored a career-high 31 points and Mitrou-Long had 20 points and six steals.
- Steve Prohm is 2-2 all-time against Oklahoma and Lon Kruger.
- OU's Darrion Strong-Moore's father, Adrian, played at Iowa State from 1987-90, playing on two NCAA Tournament teams.
- ISU is 359-553 all-time against current Big 12 schools.

LAST TIME OUT - COLD START COSTS CYCLONES AT TEXAS

- Iowa State started the game scoring just three points in the first eight minutes as Texas jumped out to a 17-3 lead and held off a furious rally from the Cyclones to win, 67-65, Tuesday night in Austin...the Cyclones never led in the game, tying it for the first time at the 0:47 second mark of the second half.
- The Cyclones had four players in double figures, paced by 17 points on five 3-pointers from Thomas...Burton added 13 points, Mitrou-Long had 12 and Morris posted 10 points, seven assists and zero turnovers.
- The game was Thomas' fourth in the last five with at least four 3-pointers.
- ISU had 10 turnovers compared to 13 for the Longhorns, the 20th time in 23 games that it has had fewer turnovers than its opponents.

IOWA STATE TEAM QUICK FACTS

- Iowa State is playing its 110th season of men's basketball and the second under head coach Steve Prohm in 2016-17...the Cyclones have made the NCAA Tournament five seasons in a row.
- Iowa State's 2016-17 roster includes 14 players from eight states and two countries (U.S., Canada)...the Cyclones have three players from Milwaukee and four total from Wisconsin...ISU also has two players from the province of Ontario...Iowa State has five left-handed players on its roster (Bowie, Burton, Jackson, Long, Nezek).
- ISU returned 42.9 percent of its scoring, 34.1 percent of rebounding, 26.1 percent of blocks and 55.0 percent of steals from 2015-16.
- Iowa State was picked to finish fourth by the league's coaches...the Cyclones were the only team other than Kansas to garner a first-place vote.
- Iowa State has posted five-straight 10-win league seasons: 2012(12), 2013(11), 2014(11), 2015(12), 2016(10).

ALLSTATE NABC GOOD WORKS TEAM...

- Morris has been named to the Allstate NABC Good Works Team for his efforts in the community. Morris is one of 10 players, five Division I, selected from 181 nominees. He will be recognized at the Final Four in Phoenix in April.

1,000-POINT TRIOS...

- Thomas topped 1,000 career points when the Cyclones played at Texas, giving ISU three players (Morris, Mitrou-Long) to have 1,000 points concurrently for just the second time in school history. The only other trio of teammates to do so was Fred Hoiberg, Loren Meyer and Julius Michalik.

CYCLONES WIN AT ALLEN FIELDHOUSE...

- ISU rallied from 15 points down to defeat Kansas at Allen Fieldhouse on Feb. 4, matching the largest come-from-behind win by an opponent in the Bill Self era...ISU became the first opponent to defeat a Self-led team twice in Allen Fieldhouse.

ON THE ROAD AGAIN...

- Iowa State has won three Big 12 road games with three remaining, setting the Cyclones up to potentially have one of its better seasons on the road since the creation of the Big 12:

Road Wins In Big 12 Play

1999-00: 6
2000-01: 5
1996-97, 2004-05, 2011-12, 2014-15: 4
2016-17: 3

40-40...

- Burton is climbing toward posting the second 40 steal-40 block season in school history...he currently has 33 blocks and 48 steals...only Lafester Rhodes (1988) has had a 40-40 season (46 blocks, 42 steals).

In the history of the Big 12, only 10 players have had 40 steals, 40 blocks and averaged more than 14 points per game. The last three were: Aleks Maric, Michael Beasley and Kevin Durant.

30-POINT CLUB

- ISU has had three different players score 30 or more points in a game this season.
- This is just the third time in school history that ISU has had three players score 30+ points in a game in the same season:

2016-17: Mitrou-Long, Morris, Burton
2013-14: DeAndre Kane, Melvin Ejim (2x), Dustin Hogue
1970-71: Jack DeVilder, Gene Mack, Rick Engel

PROTECT THE ROCK & TURN 'EM OVER

- ISU currently has a +5.8 turnover margin in conference play...the Big 12 record is +6.38 by the Cyclones of 2005-06.
- Overall, ISU's turnover margin is +5.3...the last three seasons: 2015-16: +0.8; 2014-15: +1.9; 2012-13: +1.1.
- ISU's TO percentage (TO/possessions) of 14.2 is second nationally.

DEFENSIVE STATE OF MIND

- ISU has more steals than 19 of its 23 opponents.
 - ISU is first in steals per game in league play (9.6).
 - Iowa State is ranked 14th nationally in steals per game...since 2009-10, ISU hasn't ranked among the nation's top-100 in steals per game:
- | | |
|----------------|----------------|
| 2016-17: 14th | 2012-13: 209th |
| 2015-16: 145th | 2011-12: 244th |
| 2014-15: 149th | 2010-11: 117th |
| 2013-14: 189th | 2009-10: 294th |

- The Cyclones' 18 steals at Oklahoma were their most in a game since 1993 (25 vs. Southern Utah) and most against a conference foe since 1988 (18 vs. Colorado).
- Among teams from the top-6 leagues (Power-5 & Big East), only West Virginia (13) has more games than Iowa State (11) with 10 or more steals.
- Three times this season an ISU player has had six steals in a game: Mitrou-Long had six steals against Oklahoma and Burton added six at Kansas and at Texas. He's the first player in school history with six steals in consecutive games.

MORRIS LEADING THE WAY

- Morris entered the year with great expectations after being named Big 12 Preseason Player of the Year and an AP Preseason All-American. He has lived up to the hype.
- He is the only player nationally averaging 16 points, 4 rebounds, 5 assists and less than two turnovers.
- In ISU history, there have only been two seasons posted with 15-5-5, as Morris is currently hovering around:
DeAndre Kane, 2013-14, 15.9-5.1-5.7
Curtis Stinson, 2005-06, 19.4-5.2-5.5

- His four games with 20 points, 5 assists and zero turnovers are the most nationally.
- Against The Citadel, Morris recorded the fifth triple-double (17 pts-10 rbs-10 assts) in school history and the 15th in Big 12 history. He became just the 14th Division I player since 1996-97 to record a triple-double with assists while committing zero turnovers. Recording it in just 22 minutes matched the fastest triple-double in Division I since 1996-97.

MITROU-LONG'S BIG NIGHT

- Mitrou-Long got his stroke back in a big way against Drake. The senior, who earned Big 12 Player of the Week honors for his efforts, tallied a career-high 37 points, making 14-of-18 field goals and 8-of-12 3-pointers in ISU's 17-point win at Wells Fargo Arena in Des Moines.
- He set arena records for points, field goals made, 3-pointers made and 3-pointers attempted.
- His 37-point outburst was the most by a Cyclone since Melvin Ejim scored 48 against TCU in 2014...it is also the most points scored in the Big 12 this season.



BIG 12 ROUNDUP- 2016-17

	Big 12	Overall
Kansas	9-2	21-3
Baylor	8-3	21-3
West Virginia	7-4	19-5
TCU	6-5	17-7
Iowa State	6-5	14-9
Kansas State	5-6	16-8
Oklahoma State	4-7	15-9
Texas Tech	4-7	16-8
Texas	4-7	10-14
Oklahoma	2-9	8-15

ISU AGAINST BIG 12 FOES

Opponent	Series Record	Since 13-14	Streak
Baylor	ISU leads, 17-15	2-6	L5
Kansas	KU leads, 179-64	5-5	W1
Kansas State	KSU leads, 137-86	6-2	W3
Oklahoma	OU leads, 115-86	5-4	W1
Okla. State	OSU leads, 63-61	7-0	W8
Texas	UT leads, 19-16	6-3	L1
Texas Tech	ISU leads, 17-13	5-2	W1
TCU	ISU leads, 9-6	6-1	L1
West Virginia	ISU leads, 5-4	3-4	L3

NCAA RANKINGS (TOP-25)

RPI	48
BPI	26

Players	Category	Stats (Ranking)
Morris	Assist/TO Ratio	5.46 (1)
	Assists Per Game	5.7 (20)
	Triple-Doubles	1 (2)

Team	Category	Stats (Ranking)
	Assist/TO Ratio	1.50 (9)
	Fewest Fouls	365 (11)
	Fewest Turnovers	239 (5)
	Personal Fouls Per Game	15.9 (16)
	Steals Per Game	8.6 (14)
	3-Point Field Goals Per Game	9.6 (22)
	Turnover Margin	+5.3 (3)
	Turnovers Per Game	10.4 (9)

*As of 2/8

130 POINTS

• Iowa State set a school record against The Citadel, scoring 130 points in a 67-point win. It is the most points scored in college basketball against a Division I opponent this season.

MORRIS AMONG NATION'S CAREER LEADERS

• Morris ranks among the nation's top-five active players in both career assists and steals:

ASSISTS

Maurice Watson Jr., Creighton	801
Monté Morris, Iowa State	682

STEALS

Paris Lee, Illinois State	236
Tahjere McCall, Tennessee State	213
Tra-Deon Hollins, Omaha	208
Monté Morris, Iowa State	205
Justin Robinson, Monmouth	204

**As of 2/7

1,000-600-200

• Morris entered an elite club when he joined former Cyclone and current New York Knicks head coach Jeff Hornacek as the only players in school history to score 1,000 points, dish out 600 assists and record 200 steals:

Jeff Hornacek	1,313 pts-665 assts-211 stls
Monté Morris	1,503 pts-682 assts-205 stls

Hornacek played 14 seasons in the NBA, was an NBA All-Star (1992) and has his No. 14 jersey retired by the Utah Jazz.

• He is also the third player in the history of the Big 12 and only non-Kansas player as members of the 1,000-600-200 club:

Aaron Miles, Kansas	1,183 pts-954 assts-264 stls
Kirk Hinrich, Kansas	1,753-668 assts-206 stls
Monté Morris	1,493 pts-675 assts-204 stls

• Since 2010, only 15 Division I players have scored 1,000 points and recorded 600 assists and 200 steals.
• Only four have posted 1,500 points, 700 assists and 200 steals.

ZIP, ZERO, NADA, NONE

• Morris has 46 career games without committing a single turnover.

> MORRIS CAREER GAMES (# OF TURNSOVERS)

Turnovers	Games
0	46
1	37
2	30
3	9
4+	5

• He has 20 games with 9 or more assists, compared to just 14 games with 3 or more turnovers.
• Since 2007-08, no player in Division I has posted four seasons with at least 130 assists and less than 60 turnovers...Morris has a chance to accomplish that feat.

BACK-TO-BACK PRESEASON ALL-AMERICANS

• Iowa State is the only team in the nation to have an Associated Press Preseason All-American the last two seasons. Morris earned a spot on the team this season, a year after Georges Niang was on the team a year ago.

MORRIS BIG 12 PRESEASON PLAYER OF YEAR

• Morris was selected as the Big 12 Preseason Player of the Year by the league's coaches. He is the first Cyclone to be picked as the top player in the preseason since Jamaal Tinsley in 2000. Tinsley went on to win the postseason award as well.

TRIPLE-THREAT

• Iowa State's trio of Mitrou-Long, Morris and Thomas are among the nation's top 3-point threats nationally:

School (Players)	3-Pointers Made
NJIT	684
(Lynn, Coleman, Jenkins)	
Central Michigan	675
(Keene, Kozinski, Rayson)	
Iowa State	576
(Morris, Mitrou-Long, Thomas)	

200 TRIPLES

• Matt Thomas and Nazareth Mitrou-Long became just the fifth set of teammates to have 200 career 3-pointers made at the same time. The others:

Kareem Rush & Clarence Gilbert, Missouri
Kim English & Marcus Denmon, Missouri
LaceDarius Dunn & Tweety Carter, Baylor
Obi Muonelo & James Anderson, OK State

EXPERIENCE APLENTY

• Iowa State lost a lot with the graduation of Georges Niang, Abdel Nader and Jameel McKay, but the Cyclones still have plenty of experience on the team:

Player	Games Played	Started
M. Morris	128	109
N. Mitrou-Long	119	71
M. Thomas	126	65
D. Burton	89	33
D. Bowie	104	75
M. Holden	69	31
N. Weiler-Babb	49	0
TOTAL	684	384

• ISU is one of four schools nationally starting five seniors (Jacksonville, Little Rock, NC Central).

HILTON MAGIC

• Hilton Coliseum has long been considered one of the toughest places to play in college basketball. Built in 1971, ISU has recorded a 75.5 pct. winning mark (530-172).
• Iowa State sold a school-record 12,226 season tickets for 2016-17.
• ISU has been ranked in the top-30 nationally in attendance the last seven seasons.
• Iowa State has 55 sellouts in the last five seasons.
• ISU is 84-10 in the last six seasons at home...ISU is 42-8 against Big 12 foes in that time.
• ISU has won five home games in the last six seasons after trailing by 14 or more points in the second half.

IOWA STATE VS. RANKED OPPONENTS

• Iowa State is 97-249 all-time against ranked opponents (ranked at tip)...ISU is 1-4 this season against teams that were ranked at time of tip off...ISU's 23 wins against ranked opponents since 2013-14 are the third-most nationally.
• ISU has defeated 18 of its last 24 ranked opponents in Hilton Coliseum.
• ISU is 6-9 against ranked non-conference foes at Hilton Coliseum. The Cyclones have won the last five meetings: 2014-15: #18 Arkansas; 2013-14: #23 Iowa; 2013-14: #7 Michigan; 2005-06: #12 Iowa; 2004-05: #19 Virginia.

At Home: 64-75

On Road: 13-126

Neutral Site: 20-48

WINS VS. TOP-25 LAST FOUR SEASONS

1.	Kansas	32
2.	Oklahoma	24
3.	Iowa State	23
4.	Baylor	22
5.	Duke	21
	Wisconsin	21
	Villanova	21
8.	N. Carolina	20
9.	Kentucky	19
10.	Michigan State	18

FROM DISTANCE

• Iowa State has made a 3-pointer in 324 consecutive games...the last time the Cyclones were shut out from beyond the arc was on Nov. 9, 2007 vs. Winston-Salem State.
• ISU has led the Big 12 in 3-pointers made in four of the last six seasons.
• Monté Morris, Nazareth Mitrou-Long and Matt Thomas have combined for 576 career made 3-pointers, the third-most by any three teammates in the nation.

CYCLONES SIGN THREE 4-STAR RECRUITS

• Steve Prohm's second signing class was the top class in school history during the internet recruiting era. The class ranked No. 19 by 247sports and included three four-star commits:

Lindell Wigginton - No. 1 Canadian Recruit
(6-2/G/Dartmouth, Nova Scotia/Oak Hill Academy)
Terrence Lewis - No. 59 by ESPN
(6-5/G/Milwaukee, Wis./Riverside)
Darius McNeill - Four-star by ESPN
(6-3/G/Houston, Texas/Westfield)

AWARDS & HONORS

PRESEASON

All-Big 12

Monté Morris

Preseason Big 12 Player of the Year

Monté Morris

Naismith Trophy Watch List

Monté Morris

Bob Cousy Award Watch List

Monté Morris

Wooden Award Preseason Top 50

Monté Morris

Lute Olson Award Watch List

Monté Morris

Associated Press Preseason All-America

Monté Morris

Sports Illustrated Preseason All-America

Monté Morris (second team)

NBCSports.com Preseason All-America

Monté Morris (second team)

CBSSports.com Preseason All-America

Monté Morris (second team)

IN SEASON

Big 12 Player of Week

Monté Morris, Nov. 21

Nazareth Mitrou-Long, Dec. 19

Deonte Burton, Feb. 6

AdvoCare Invitational All-Tournament Team

Deonte Burton

Wooden Award Midseason Top 25

Monté Morris

Naismith Trophy Top 30

Monté Morris

Bob Cousy Award Final 10

Monté Morris

Allstate NABC Good Works Team

Monté Morris

CYCLONES BY THE NUMBERS

4 - Iowa State has captured four of the last five Big 12 Newcomer of the Year awards.

4.64 - Monté Morris has a career assist-to-turnover ratio of 4.64...next best in the nation is Wofford's Eric Garcia (2.94).

8 - Iowa State has eight newcomers eligible to play this season.

10 - The Cyclones have won at least 10 Big 12 Conference games in the last five seasons.

18 - Iowa State has won 18 consecutive games when leading at the half.

18.1 - Iowa State is averaging 18.1 points off the bench this season...last year's team averaged 10.5 points off the bench.

20 - Steve Prohm is Iowa State's 20th head men's basketball coach.

23 - Iowa State has won 23 games against top-25 teams in the last four seasons, third nationally.

24 - 24 times Iowa State has had a player named to an All-America team, including 5 times in the last four seasons.

25.4 - Prohm averaged 25.4 wins in his five seasons as a head coach.

46 - Morris has 46 career games without a TO.

109 - Morris has started 109 consecutive games for Iowa State, tied for the second-longest streak in school history.

118 - Matt Thomas and Naz Mitrou-Long have combined for 118 3-pointers made this season.

110 - This is the 110th season of Iowa State men's basketball.

205 - Morris has 205 career steals, the fourth most in ISU history.

324 - ISU has hit a 3-pointer in 324 consecutive games, a streak dating back to the 2007-08 season.

IOWA STATE IN THE AP/COACHES TOP-25

Preseason -	24/NR	Jan. 16 -	RV/NR
Nov. 14 -	20/23	Jan. 23 -	RV/RV
Nov. 21 -	21/22	Jan. 30 -	RV/NR
Nov. 28 -	19/21	Feb. 6 -	RV/RV
Dec. 5 -	25/25	Feb. 13 -	-
Dec. 12 -	RV/NR	Feb. 20 -	-
Dec. 19 -	RV/NR	Feb. 27 -	-
Dec. 26 -	RV/NR	March 6 -	-
Jan. 2 -	RV/NR	March 13 -	-
Jan. 9 -	RV/RV	Postseason -	-
AP/Coaches			

TEAM MISCELLANEOUS STATS

LARGEST LEAD	68-The Citadel
LARGEST MARGIN OF VICTORY	67-The Citadel
LARGEST DEFICIT	18-Gonzaga
LARGEST MARGIN OF DEFEAT	14-Iowa
LARGEST HALFTIME LEAD	40-The Citadel
LARGEST HALFTIME DEFICIT	15-Gonzaga, Iowa
LARGEST IOWA STATE RUN	18-The Citadel
LARGEST OPPONENT RUN	12- Three Times

SHOOTING PERCENTAGE IN A HALF

High			
ISU	65.1% (28-43)	2nd vs. The Citadel (11-20-16)	
Opp.	70.4% (19-27)	1st vs. Kansas (2-4-17)	
Low			
ISU	28.6% (10-35)	2nd vs. West Virginia (1-31-17)	
Opp.	17.5% (7-40)	1st vs. The Citadel (11-20-16)	

BENCH SCORING

	Points	PPG	Pct. of Scoring
ISU	416	18.1	22.5%
Opp.	448	19.5	27.6%

Season High - 49 vs. The Citadel (11-20-16)

RECORD WITH STARTERS

Burton, Holden, Mitrou-Long, Morris, Thomas	8-6
Burton, Bowie, Mitrou-Long, Morris, Thomas	6-3

DOUBLE-DIGIT SCORING RECORDS

1 player	0-0	2 players	1-0	3 players	5-4
4 players	3-4	5 players	4-1	6 players	0-0
7 players	0-0	8 players	1-0		

STREAKS

All Opponents

Total	Lost 1	Home	Lost 1
Road	Lost 1	Neutral	Won 1

Big 12 Conference Opponents

Total	Lost 1	Home	Lost 1
Road	Lost 1	Neutral	Lost 1

Non-Conference Opponents

Total	Lost 1	Home	Won 2
Road	Lost 3	Neutral	Won 1

AP/Coaches Top-25 ranked Teams

Total	Won 1	Home	Lost 2
Road	Won 1	Neutral	Lost 3

- Last win over ranked team: February 4, 2017-#3 Kansas, 92-89 (OT)
- Last home win over ranked team: February 13, 2016-#24 Texas, 85-75
- Last road win over ranked team: February 4, 2017-#3 Kansas, 92-89 (OT)
- Last neutral win over ranked team: March 14, 2015-#9 Kansas, 70-66

THE LAST TIME IOWA STATE...

Scored 100 pts: 130 vs. The Citadel (11-20-16)
Shot 60 pct. from field: 60.5 (52-86) vs. The Citadel (11-20-16)
Shot under 30 pct. from field: 29.7 (19-64) vs. Maryland (11-25-14)
Had 10 3-pointers: 18 vs. Kansas (2-4-17)
Had 40 FT attempts: 41 vs. Drake (12-15-09)
Had 50 rebounds: 63 vs. The Citadel (11-20-16)
Had 60 rebounds: 63 vs. The Citadel (11-20-16)
Had 30 assists: 31 vs. The Citadel (11-20-16)
Had 10 steals: 12 vs. Kansas (2-4-17)
Had six players with 10 pts: 8 vs. The Citadel (11-20-16)
 (Bowie, Holden, Jackson, Mitrou-Long, Morris, Thomas, Weiler-Babb, Young)
Had three players with 20 pts: 3 vs. Kansas (2-4-17)
 (Burton, 29; Morris, 25; Mitrou-Long, 22)
Had three players w/double-double: 3 vs. Buffalo (12-7-15)
 (McKay, Morris, Niang)

THE LAST TIME A CYCLONE HAD...

40 points: 48, Melvin Ejim vs. TCU (2-8-14)
30 points: 31, Deonte Burton vs. Oklahoma (1-21-17)
5 3-pointers: 5, Matt Thomas vs. Texas (2-7-17)
20 rebs.: 20, Jared Homan vs. North Carolina (3-20-05)
15 rebs.: 17, Jameel McKay vs. Kansas State (2-27-16)
10 assists: 10, Deonte Burton vs. West Virginia (1-31-17)
5 steals: 6, Deonte Burton vs. Texas (2-7-17)
5 blocks: 6, Jameel McKay vs. UAB (3-19-15)
A Triple-Double: Monté Morris vs. The Citadel (11-20-16)

THE LAST TIME AN ISU OPPONENT...

Scored 100 points: 100 by Baylor (2-16-14)
Shot 60 pct. from field: 60.0 (33-55) by Baylor (2-13-12)
Shot under 30 pct. from field: 28.4 (19-67) by Omaha (12-5-16)
Had 10 3-pointers: 10 by Kansas (2-4-17)
Had 50 rebounds: 52 by Oklahoma (1-21-17)
Had 30 assists: 31 by Texas A&M (1-16-99)
Had six players with 10 points: 6 by Baylor (2-16-16)

THE LAST TIME AN ISU OPPONENT...

40 points: 40, Devin Smith, Virginia (12-6-04)
30 points: 32, Frank Mason III, Kansas (2-4-17)
5 3-pointers: 6, Nigel Williams-Goss, Gonzaga (11-27-16)
20 rebounds: 21, Stacey King, Oklahoma (1-30-88)
15 rebounds: 18, Landen Lucas, Kansas (2-4-17)
10 assists: 11, Jaylen Fisher, TCU (1-14-17)
5 steals: 5, Malique Trent, TCU (1-23-16)
5 blocks: 5, Cameron Ridley, Texas (1-18-14)

2016-17 DOUBLE-DOUBLES

Player (# of Double-Doubles)

Monté Morris (3)	21 points-11 assists
Savannah State	17 points-10 rebounds-10 assists
The Citadel	22 points-10 rebounds
Nazareth Mitrou-Long (1)	18 points-10 rebounds
Deonte Burton (4)	10 points-13 rebounds
Mount St. Mary's	29 points-12 rebounds
Gonzaga	13 points-10 rebounds
Vanderbilt	11 points-10 assists
West Virginia	13 points-10 rebounds
Darrell Bowie (2)	13 points-11 rebounds
The Citadel	
Indiana State	

MOST WINS PLAYED IN, IND. CAREER

98 - Georges Niang (2013-pres.) - missed one win
 90- Monté Morris (2014-pres.) - missed 0 wins
 88- Nazareth Mitrou-Long (2013-pres.) - missed 25 wins
 88- Matt Thomas (2014-pres.) - missed two wins
 88 - Melvin Ejim (2011-14) - missed two wins
 83 - Jacy Holloway (1994-97) - played every game
 78 - Fred Hoiberg (1992-95) - played every game
 78 - Julius Michalik (1992-95) - played every game

MOST WINS BY TEAM, 4-YEAR PERIOD

99 - 2013-16
 99 - 2012-15
 90 - 2011-14
 90 - 2014-pres.
 86 - 2000-03
 84 - 1998-01
 84 - 1999-02

#30 DEONTE BURTON

LAST GAME: Had 13 points, 8 rbs, 6 stls...first player in school history to post six steals in consecutive games.

- AdvoCare Invitational All-Tournament Team
- Entered season career avg. of 2.7 rbs/avg. 6.9 this season.
- Explosive athlete that can be mismatch for opposing posts.
- 2016 Big 12 Newcomer of the Year (Unanimous)
- Played 26 games last season after becoming eligible in mid-December following transfer from Marquette...averaged 9.7 pts.
- Has 6-11.5 wing span.

#15 NAZARETH MITROU-LONG (PRONOUNCED ME-TRUE)

LAST GAME: Finished with 12 points on 5-10 shooting.

- Fifth season at Iowa State after receiving medical redshirt last season...played eight games before shutting down his season because of persistent discomfort from offseason hip surgery.
- 3rd all-time at ISU with 221 career made 3-pointers...seven career games with five or more made 3-pointers.
- Earned bachelor's degree in communications studies in May 2016.

#11 MONTÉ MORRIS (PRONOUNCED MAHN-TAY)

LAST GAME: Tallied 10 pts, 7 assts and zero turnovers.

- Iowa State career assist record holder (682).
- Named to the Wooden Award Midseason Top 25 & Cousy Award Final 10.
- 28 points away from 15th all-time on ISU scoring list (Andrew Parker).
- Associated Press Preseason All-American...2016 Preseason Big 12 Player of the Year & Cousy Award Watch List.
- Announced intent to return for his senior season on April 8.
- 16th all-time at ISU in scoring and 4th in steals.
- Owns a 4.64 career assist-to-turnover ratio.
- One of the top performers at prestigious Nike Basketball Academy in summer of 2016.
- Terrific pick-and-roll decision maker.

#21 MATT THOMAS

LAST GAME: Hit five 3-pointers and scored a team-high 17 points...topped 1,000 points in his career.

- Has been dealing with bone spurs in right foot.
- 2016 Big 12 Honorable Mention
- Had breakout season in 2015-16...averaged 11.0 points and hit 89 3-pointers at 43.2 percent clip.
- 224 career 3-pointers made is 2nd all-time at ISU.

#10 DARRELL BOWIE (PRONOUNCED BOO-EE)

LAST GAME: Returned from one-game suspension to score 8 pts and pull down 5 rbs in 19 minutes.

- Graduate transfer from Northern Illinois...organizational and corporate communications degree...pursuing master's degree in youth development.
- Sat out 2015-16 while recovering from shoulder injury.
- Averaged 13.1 points and 7.1 rebounds before being injured in 2014-15...finished season averaging 9.8 pts and 5.4 rbs.

#5 MERRILL HOLDEN (PRONOUNCED MUHRL)

LAST GAME: Started and scored 2 pts in eight minutes.

- Started first nine games this season...returned to starting lineup against Kansas State.
- Graduate transfer from Louisiana Tech...general studies degree...pursuing master's degree in community development.
- Has 7-2.5 wing span, the longest on the team.

#1 NICK WEILER-BABB (PRONOUNCED WHY-LER)

LAST GAME: Scoreless in nine minutes.

- 38 assists-16 turnovers this season.
- 3+ steals in three games this season.
- Sat out last season after transferring from Arkansas.
- Saw action in 26 games averaging 4.8 minutes for the Razorbacks as a freshman.
- Brother Chris Babb played at Iowa State and in the NBA for the Boston Celtics...currently playing in Germany.

#4 DONOVAN JACKSON

LAST GAME: Three points and two rebounds in 14 minutes.

- One of Iowa State's top perimeter defenders.
- Played JUCO at Iowa Western Community College in Council Bluffs, Iowa...4-star recruit and No. 7 JUCO by 247sports.com.
- Saw action in 18 games as sophomore before season ended because of broken right wrist (non-shooting hand).

#33 SOLOMON YOUNG

LAST GAME: Scoreless in 14 minutes.

- Missed four games in non-con recovering from cracked bone in left hand...suffered injury against The Citadel going up for alley oop.
- Freshman from Sacramento, California...arrived at Iowa State physically ready to contribute.
- 3-star recruit picked ISU over offers from Washington, Arizona State and Nevada.
- Has a 7-2 wing span, second-longest on team.

#00 SIMEON CARTER

LAST GAME: DNP (Coaches Decision)

- Sophomore post saw action in 15 games in rookie season.
- Continues to progress as a player...first full summer at ISU was this summer after arriving in August prior to freshman year...originally signed with SMU and Larry Brown.
- Has a 7-0.5 wing span.

#13 JAKOLBY LONG (PRONOUNCED JUH-KOH-BEE)

LAST GAME: DNP (Coaches Decision)

- Played for his father, Terry, at Mustang High School in Mustang, Oklahoma.
- Oklahoma Class 6A Player of the Year.
- Team went 28-0 his junior season.
- Picked ISU over offers from Oklahoma State, Georgia and Missouri.

#23 WES GREDER (PRONOUNCED GRE-DUR)

LAST GAME: DNP (Coaches Decision)

- Walk-on redshirted initial collegiate season.
- Grew up a Cyclone fan in Ames...attended Gilbert HS.

#24 STUART NEZLEK

LAST GAME: DNP (shoulder injury)

- Walk-on from River Forest, Illinois.
- Joined team in 2015-16.

PLAYER MISCELLANEOUS STATS

CAREER PRODUCTION

10-19 Point Games	
Morris	66
Thomas	49
Mitrou-Long	43
Burton	35
Bowie	30
Holden	11
Jackson	7
Weiler-Babb	4
Young	2

20-29 Point Games	
Morris	17
Burton	9
Mitrou-Long	8
Thomas	4
Bowie	2

30-39 Point Games	
Burton	1
Mitrou-Long	1
Morris	1

10+ Rebound Games	
Bowie	8
Burton	5
Holden	1
Mitrou-Long	1
Morris	1
Thomas	1

5+ Assist Games	
Morris	75
Mitrou-Long	7
Weiler-Babb	2
Burton	1
Jackson	1
Thomas	1

10+ Assist Games	
Morris	13
Burton	1

Career Starts	
Morris	109
Bowie	75
Mitrou-Long	71
Thomas	65
Burton	33
Holden	31

Career Double-Doubles

Morris	8
Burton	5
Bowie	4
Holden	1
Mitrou-Long	1

2016-17 PRODUCTION

GAMES LEADING ISU IN...

Scoring	
Morris	7
Burton	6
Mitrou-Long	5
Thomas	5

Rebounding	
Burton	13
Morris	5
Bowie	4
Mitrou-Long	3
Thomas	3
Weiler-Babb	2
Holden	1

Assists	
Morris	19
Jackson	2
Mitrou-Long	2
Thomas	2
Weiler-Babb	2
Burton	2

Steals	
Burton	10
Morris	6
Thomas	4
Weiler-Babb	4
Mitrou-Long	4
Holden	2
Jackson	2
Bowie	1

Blocks	
Burton	15
Holden	6
Bowie	5
Young	4
Greder	1
Mitrou-Long	1
Thomas	1
Weiler-Babb	1

10-19 Point Games	
Mitrou-Long	16
Thomas	13
Morris	11
Burton	8
Jackson	7
Bowie	6
Weiler-Babb	4
Holden	2
Young	2

20-29 Point Games	
Morris	7
Burton	6
Mitrou-Long	3
Thomas	2

30-39 Point Games	
Burton	1
Mitrou-Long	1
Morris	1

10+ Rebound Games	
Burton	4
Bowie	3
Morris	2
Mitrou-Long	1

5+ Assist Games	
Morris	15
Mitrou-Long	3
Weiler-Babb	2
Jackson	1
Thomas	1

10+ Assist Games	
Morris	2
Burton	1

Season Double-Doubles	
Burton	4
Bowie	2
Morris	2
Mitrou-Long	1

Season Triple-Doubles	
Morris	1

Season Dunks	
Burton	11
Holden	8
Weiler-Babb	5
Mitrou-Long	4
Young	3
Bowie	2
Morris	2
Carter	1

Charges Taken	
Mitrou-Long	4
Morris	2
Burton	1
Jackson	1

First Sub	
Bowie	10
Young	6
Weiler-Babb	5
Holden	3

Career Triple-Doubles

Morris 1

Career Dunks - ISU games only

Burton	25
Holden	8
Mitrou-Long	7
Morris	6
Weiler-Babb	5
Carter	4
Young	3
Bowie	2
Thomas	1

GAMES LEADING ISU IN...

Scoring

Morris	17
Mitrou-Long	13
Thomas	9
Burton	7

Rebounding

Burton	16
Morris	8
Thomas	7
Mitrou-Long	5
Bowie	4
Weiler-Babb	2
Holden	1

Assists

Morris	80
Mitrou-Long	4
Thomas	4
Jackson	2
Weiler-Babb	2
Burton	2

Steals

Morris	57
Thomas	19
Burton	17
Mitrou-Long	8
Weiler-Babb	4
Jackson	3
Holden	2
Bowie	1

Blocks

Burton	22
Morris	13
Holden	6
Bowie	5
Thomas	5
Young	4
Mitrou-Long	3
Greder	1
Weiler-Babb	1

Men's Basketball Series vs. Oklahoma

#1 Nick Weiler-Babb - 0.0 ppg, 1.0 rpg, 0.0 apg

Date	MP	FG-Att	Pct	3Pt-Att	Pct	FT-Att	Pct	PF	Off	Def	Tot	A	TO	BS	S	TP
Jan. 21, 2017	11	0-1	.000	0-0	.000	0-0	.000	0	0	1	1	0	0	0	0	0
TOTALS	11	0-1	.000	0-0	.000	0-0	.000	0	0	1	1	0	0	0	0	0

#4 Donovan Jackson - 10.0 ppg, 2.0 rpg, 1.0 apg

Date	MP	FG-Att	Pct	3Pt-Att	Pct	FT-Att	Pct	PF	Off	Def	Tot	A	TO	BS	S	TP
Jan. 21, 2017	25	3-7	.429	1-4	.250	3-4	.750	3	0	2	2	1	0	0	1	10
TOTALS	25	3-7	.429	1-4	.250	3-4	.750	3	0	2	2	1	0	0	1	10

#5 Merrill Holden - 0.0 ppg, 7.0 rpg, 0.0 apg

Date	MP	FG-Att	Pct	3Pt-Att	Pct	FT-Att	Pct	PF	Off	Def	Tot	A	TO	BS	S	TP
Jan. 21, 2017	25	0-0	.000	0-0	.000	0-4	.000	5	3	4	7	0	3	2	1	0
TOTALS	25	0-0	.000	0-0	.000	0-4	.000	5	3	4	7	0	3	2	1	0

#10 Darrell Bowie - 1.0 ppg, 6.0 rpg, 1.0 apg

Date	MP	FG-Att	Pct	3Pt-Att	Pct	FT-Att	Pct	PF	Off	Def	Tot	A	TO	BS	S	TP
Jan. 21, 2017	14	0-1	.000	0-0	.000	1-2	.500	1	4	2	6	1	1	0	0	1
TOTALS	14	0-1	.000	0-0	.000	1-2	.500	1	4	2	6	1	1	0	0	1

#11 Monte Morris - 12.6 ppg, 3.9 rpg, 3.4 apg

Date	MP	FG-Att	Pct	3Pt-Att	Pct	FT-Att	Pct	PF	Off	Def	Tot	A	TO	BS	S	TP
Jan. 11, 2014	30	1-4	.250	0-2	.000	0-0	.000	4	0	4	4	3	0	0	3	2
Feb. 1, 2014	35	3-5	.600	2-3	.667	4-4	1.000	0	0	3	3	1	2	0	0	12
Feb. 9, 2015	34	3-10	.300	0-1	.000	0-1	.000	0	1	2	3	2	1	0	2	6
Mar. 2, 2015	35	8-14	.571	3-3	1.000	0-1	.000	2	2	2	4	5	3	1	1	19
Mar. 13, 2015	39	5-10	.500	1-2	.500	0-0	.000	1	0	3	3	2	0	1	2	11
Jan. 2, 2016	39	5-11	.455	0-1	.000	2-2	1.000	0	0	3	3	3	3	0	3	12
Jan. 18, 2016	40	8-12	.667	1-2	.500	3-4	.750	0	1	6	7	3	3	0	1	20
Jan. 21, 2017	49	7-16	.438	1-5	.200	4-6	.667	2	2	2	4	8	2	0	3	19
TOTALS	301	40-82	.488	8-19	.421	13-18	.722	9	6	25	31	27	14	2	15	101

#15 Nazareth Mitrou-Long - 7.3 ppg, 1.4 rpg, 1.5 apg

Date	MP	FG-Att	Pct	3Pt-Att	Pct	FT-Att	Pct	PF	Off	Def	Tot	A	TO	BS	S	TP
Feb. 4, 2013	3	0-0	.000	0-0	.000	2-2	1.000	0	0	1	1	1	1	0	0	2
Mar. 2, 2013	4	0-1	.000	0-1	.000	0-0	.000	0	0	0	0	1	0	0	1	0
Jan. 11, 2014	24	3-7	.428	3-7	.428	0-0	.000	2	0	1	1	2	0	0	0	9
Feb. 1, 2014	9	0-3	.000	0-3	.000	0-0	.000	2	0	0	0	1	0	0	0	0
Feb. 9, 2015	30	5-9	.555	4-7	.571	0-0	.000	1	0	1	1	2	2	0	1	14
Mar. 2, 2015	25	1-6	.166	1-5	.200	2-2	1.000	3	0	2	2	1	0	0	2	5
Mar. 13, 2015	25	3-6	.500	2-5	.400	0-0	.000	2	0	0	0	1	0	1	2	8
Jan. 21, 2017	38	7-16	.438	2-10	.200	4-5	.800	2	0	6	6	2	2	0	6	20
TOTALS	158	19-48	.396	12-38	.316	8-9	.889	12	0	11	11	12	6	1	12	58

#21 Matt Thomas - 6.3 ppg, 3.1 rpg, 1.3 apg

Date	MP	FG-Att	Pct	3Pt-Att	Pct	FT-Att	Pct	PF	Off	Def	Tot	A	TO	BS	S	TP
Jan. 11, 2014	12	0-3	.000	0-3	.000	0-0	.000	0	0	1	1	0	0	0	0	0
Feb. 1, 2014	33	5-10	.500	3-5	.600	0-1	.000	2	0	4	4	3	1	0	2	13
Feb. 9, 2015	8	0-3	.000	0-3	.000	2-2	1.000	1	1	0	1	1	0	0	0	2
Mar. 2, 2015	17	1-3	.333	0-1	.000	1-2	.500	1	0	1	1	0	0	0	0	3
Mar. 13, 2015	4	0-2	.000	0-1	.000	0-0	.000	0	0	0	0	0	0	0	1	0
Jan. 2, 2016	34	3-11	.273	3-8	.375	0-0	.000	4	0	5	5	1	0	1	0	9
Jan. 18, 2016	38	4-13	.308	3-8	.375	1-1	1.000	1	3	6	9	3	1	1	0	12
Jan. 21, 2017	44	4-13	.308	3-9	.333	0-0	.000	2	1	3	4	2	4	0	4	11
TOTALS	190	17-58	.293	12-38	.316	4-6	.667	11	5	20	25	10	6	2	7	50

#30 Deonte Burton - 16.7 ppg, 4.3 rpg, 0.7 apg

Date	MP	FG-Att	Pct	3Pt-Att	Pct	FT-Att	Pct	PF	Off	Def	Tot	A	TO	BS	S	TP
Jan. 2, 2016	20	8-11	.727	3-4	.750	0-1	.000	1	0	5	5	2	1	0	1	19
Jan. 18, 2016	10	0-2	.000	0-0	.000	0-0	.000	2	1	1	2	0	1	0	0	0
Jan. 21, 2017	40	11-21	.524	3-7	.429	6-6	1.000	4	1	5	6	0	3	1	3	31
TOTALS	70	19-34	.559	6-11	.545	6-7	.857	7	2	11	13	2	5	1	4	50

#33 Solomon Young - 0.0 ppg, 1.0 rpg, 0.0 apg

Date	MP	FG-Att	Pct	3Pt-Att	Pct	FT-Att	Pct	PF	Off	Def	Tot	A	TO	BS	S	TP
Jan. 21, 2017	4	0-0	.000	0-0	.000	0-0	.000	0	1	0	1	0	1	1	0	0
TOTALS	4	0-0	.000	0-0	.000	0-0	.000	0	1	0	1	0	1	1	0	0

Overall: OU leads 115-85
 at Ames: ISU leads 50-37
 at Hilton Coliseum: ISU leads 21-17
 at Norman: OU leads 63-23
 at Lloyd Noble Center: OU leads 26-7
 at Kansas City: OU leads 13-12
 at Oklahoma City: Tied 1-1

Overtime: Oklahoma leads 7-5
 Double OT: Series Tied 1-1

Prohm vs. Oklahoma: 2-1

Largest Iowa State Winning Margins
 at Ames: 29 in 1955 (105-76)
 at Hilton Coliseum: 21 in 1981 (88-67)
 at Norman: 13 in 1994 (95-82); 1955 (84-71)
 at Kansas City: 14 in 1993 (69-55)

Largest Oklahoma Winning Margins
 at Ames: 19 in 1928 (51-32)
 at Hilton Coliseum: 15 in 1980 (93-78)
 at Norman: 29 in 1989 (126-97)
 at Kansas City: 20 in 1975 (71-51)

Current Streak: 1 by ISU
 Longest OU winning streak: 8 (1987-90)
 Longest ISU winning streak: 9 (1954-58)

ISU RECORDS

POINTS, CAREER

1.	2,502	Jeff Grayer, 1985-88
2.	2,228	Georges Niang, 2013-16
3.	2,190	Barry Stevens, 1982-85
4.	1,993	Fred Hoiberg, 1992-95
5.	1,892	Victor Alexander, 1988-91
6.	1,830	Marcus Fizer, 1998-2000
7.	1,825	Julius Michalik, 1992-95
8.	1,810	Jake Sullivan, 2001-04
9.	1,752	Hercle Ivy, 1973-76
10.	1,724	Justus Thigpen, 1990-93
11.	1,672	Zaid Abdul-Aziz, 1966-68
12.	1,651	Curtis Stinson, 2004-06
13.	1,643	Melvin Ejim, 2011-14
14.	1,539	Craig Brackins, 2008-10
15.	1,531	Andrew Parker, 1976-79
16.	1,503	Monté Morris, 2014-pres.
17.	1,498	Bill Cain, 1968-70
18.	1,446	Ron Harris, 1981-84
19.	1,364	Diante Garrett, 2008-11
20.	1,313	Jeff Hornacek, 1983-86
21.	1,280	Loren Meyer, 1992-95
22.	1,259	Robert Estes, 1979-82
23.	1,253	Gary Thompson, 1955-57
24.	1,245	Dean Uthoff, 1977-80
25.	1,186	Dedric Willoughby, 1996-97
26.	1,124	Jared Homan, 2002-05
27.	1,106	Scott Christopherson, 2010-12
28.	1,078	Will Blalock, 2004-06
29.	1,075	Rahshon Clark, 2005-08
30.	1,070	Nazareth Mitrou-Long, 2013-pres.
31.	1,032	Terry Woods, 1987-90
32.	1,027	Vince Brewer, 1960-63
33.	1,013	Matt Thomas, 2014-pres.
34.	1,000	Al Koch, 1964-66

CONSECUTIVE GAMES WITH A 3-POINTER

1.	35	Scott Christopherson, 2010-12
2.	30	Matt Thomas, 2016-17
3.	27	Mike Taylor, 2006-07
4.	21	Nazareth Mitrou-Long, 2014-15
5.	21	Dedric Willoughby, 1996-97
6.	20	Tyrus McGee, 2012
7.	20	Chris Allen, 2011-12
8.	18	Chris Babb, 2012

3-POINTERS MADE, CAREER

1.	270	Jake Sullivan, 2001-04
2.	224	Matt Thomas, 2014-pres.
3.	221	Nazareth Mitrou-Long, 2013-pres.
4.	198	Scott Christopherson, 2010-12
5.	190	Dedric Willoughby, 1996-97
6.	188	Georges Niang, 2013-16
7.	183	Fred Hoiberg, 1992-95
8.	146	Tyrus McGee, 2012-13
9.	146	Michael Nurse, 1999-2000
10.	131	Monté Morris, 2014-pres.
11.	129	Chris Babb, 2012-13
12.	128	Hurl Beechum, 1992-95
13.	125	Justus Thigpen, 1990-93
14.	122	Lucca Staiger, 2009-10
15.	108	Jamie Vanderbeken, 2009-11
16.	106	Kantrail Horton, 2000-01
17.	102	Rahshon Clark, 2005-08
18.	100	Will Blalock, 2004-06
19.	98	Diante Garrett, 2008-11
20.	97	Bryan Petersen, 2008-09

3-POINTERS MADE, SEASON

1.	102	Dedric Willoughby, 1997
2.	99	Michael Nurse, 2000
3.	96	Tyrus McGee, 2013
4.	89	Matt Thomas, 2016
5.	89	Fred Hoiberg, 1995
6.	88	Dedric Willoughby, 1996
7.	86	Scott Christopherson, 2011
8.	82	Jake Sullivan, 2004
9.	77	Nazareth Mitrou-Long, 2015
10.	77	Mike Taylor, 2007
11.	76	Chris Allen, 2012
12.	74	Lucca Staiger, 2009
13.	68	Korie Lucious, 2013
14.	67	Scott Christopherson, 2012
15.	67	Jake Sullivan, 2003
16.	65	Chris Babb, 2013
17.	65	Jamie Vanderbeken, 2011
18.	65	Hurl Beechum, 1995
19.	64	Nazareth Mitrou-Long, 2014
20.	64	Chris Babb, 2012
--	59	Nazareth Mitrou-Long, 2017
--	59	Matt Thomas, 2017

3-POINTERS MADE BY A DUO, SEASON

1.	164	Tyrus McGee & Korie Lucious, 2013
2.	154	Fred Hoiberg & Hurl Beechum, 1995
3.	152	Michael Nurse & Kantrail Horton, 2000
4.	151	Scott Christopherson & Jamie Vanderbeken, 2011
5.	145	Matt Thomas & Georges Niang, 2016
--	118	Matt Thomas & Naz Mitrou-Long, 2017

ASSISTS, CAREER

1.	682	Monté Morris, 2014-pres.
2.	665	Jeff Hornacek, 1983-86
3.	611	Diante Garrett, 2008-11
4.	600	Gary Thompson, 1985-88
5.	592	Jacy Holloway, 1994-97
6.	564	Terry Woods, 1987-90
7.	464	Will Blalock, 2004-06
8.	448	Curtis Stinson, 2004-06
9.	431	Jamaal Tinsley, 2000-01
10.	421	Georges Niang, 2013-pres.
11.	374	Justus Thigpen, 1990-93
12.	350	Fred Hoiberg, 1992-95
13.	308	Julius Michalik, 1992-95
14.	296	Ron Bayless, 1992-93

ASST/TO RATIO, CAREER

1.	4.64	Monté Morris, 2014-pres.
2.	2.82	Jacy Holloway, 1994-97
3.	2.37	Jeff Hornacek, 1983-86
4.	1.97	Will Blalock, 2004-06
5.	1.90	Gary Thompson, 1985-88

STEALS, CAREER

1.	211	Jeff Hornacek, 1983-86
2.	210	Justus Thigpen, 1990-93
3.	207	Fred Hoiberg, 1992-95
4.	205	Monté Morris, 2014-pres.
5.	200	Curtis Stinson, 2004-06
6.	199	Jeff Grayer, 1985-88
7.	177	Will Blalock, 2004-06
8.	177	Jamaal Tinsley, 2000-01
9.	169	Ron Harris, 1981-84
10.	153	Diante Garrett, 2008-11
11.	146	Melvin Ejim, 2011-14
12.	146	Terry Woods, 1987-90
13.	143	Rahshon Clark, 2005-08
14.	134	Julius Michalik, 1992-95
15.	133	Terrence Allen, 1981-84

GAMES PLAYED, CAREER

1.	138	Georges Niang, 2013-16
2.	135	Melvin Ejim, 2011-14
3.	128	Monté Morris, 2014-pres.
4.	128	Diante Garrett, 2008-11
5.	126	Matt Thomas, 2014-pres.
6.	126	Stevie Johnson, 1997-2000
7.	126	Julius Michalik, 1992-95
8.	126	Fred Hoiberg, 1992-95
9.	125	Jared Homan, 2002-05
10.	125	Klay Edwards, 1995-99
11.	125	Jacy Holloway, 1994-97
12.	125	Jeff Grayer, 1985-88
--	119	Nazareth Mitrou-Long, 2013-pres.

GAMES STARTED, CAREER

1.	126	Melvin Ejim, 2011-14
2.	126	Georges Niang, 2013-16
3.	124	Jeff Grayer, 1985-88
4.	123	Fred Hoiberg, 1992-95
5.	115	Jake Sullivan, 2001-04
6.	114	Gary Thompson, 1985-88
7.	111	Barry Stevens, 1982-85
8.	111	Ron Harris, 1981-84
9.	109	Monté Morris, 2014-pres.
10.	109	Jeff Hornacek, 1983-86

CONSECUTIVE GAMES STARTED

1.	111	Ron Harris, 1981-84
2.	109	Monté Morris, 2014-pres.
3.	109	Jeff Hornacek, 1983-86
4.	91	Barry Stevens, 1982-85
5.	90	Diante Garrett, 2008-11

COMPLETE GAMES, CAREER

1.	30	Jeff Hornacek, 1983-86
2.	28	Barry Stevens, 1982-85
3.	25	Ron Harris, 1981-84
4.	18	Dedric Willoughby, 1996-97
5.	17	Jacy Holloway, 1994-97
6.	13	Jeff Grayer, 1985-88
7.	11	Monté Morris, 2014-pres.
8.	11	Shane Power, 2001-02
9.	10	Fred Hoiberg, 1992-95
10.	10	Lefty Moore, 1980-81

BIG 12 RECORDS

ASSISTS, CAREER

1.	954	Aaron Miles, KU, 2001-05
2.	793	Doug Gottlieb, OSU, 1998-00
3.	682	Monté Morris, ISU, 2014-pres.
4.	668	Kirk Hinrich, KU, 1999-03
5.	636	John Roberson, TTU, 2007-11
6.	611	Diante Garrett, ISU, 2007-11
7.	575	Tyshawn Taylor, KU, 2008-12
8.	552	Sherron Collins, KU, 2006-10
9.	550	Bernard King, TAMU, 1999-03
10.	545	Byron Eaton, OSU, 2005-09
11.	545	Acie Law, TAMU, 2003-07

STEALS, CAREER

1.	353	Cookie Belcher, NU, 1997-01
2.	283	Mario Chalmers, KU, 2005-08
3.	267	Byron Eaton, OSU, 2005-09
4.	264	Aaron Miles, KU, 2001-05
5.	247	Russell Robinson, KU, 2004-08
6.	224	A.J. Walton, BU, 2009-13
7.	224	Hollis Price, OU, 1999-03
8.	210	Jacob Pullen, KSU, 2007-11
9.	206	Kirk Hinrich, KU, 1999-03
10.	205	Monté Morris, ISU, 2014-pres.

VS. RANKED FOES

Most Wins vs. Ranked Teams, Season

1.	9-2014-15
2.	9-2013-14
3.	7-1999-2000
4.	5-2004-05
5.	5-1991-92
6.	4-2015-16
7.	4-2000-01
8.	4-1987-88
9.	3-2012-13
10.	3-1996-97
11.	3-1994-95
12.	3-1985-86
--	1-2016-17

Most Top-25 Showdowns, Season

1.	13-2014-15
2.	12-2015-16
3.	11-2013-14
4.	9-1994-95
5.	7-1999-2000
6.	7-1996-97
7.	5-1956-57
8.	4-1995-96
9.	4-1987-88
10.	3-2000-01
--	1-2016-17

IOWA STATE...

	2016-17	Prohm	Streak
Against non-conference foes:	8-4	21-7	L1
Against Big 12 foes:	6-5	16-14	L1
When outrebounds opponent:	7-0	17-3	W7
When outrebounded by opponent:	7-8	17-16	L1
When rebounds are tied:	0-1	3-2	L2
When ahead at half:	12-0	32-3	W18
When opponent is ahead at half:	2-8	5-15	L1
When game is tied at the half:	0-1	0-3	L3
When shoots 50 percent or better:	6-0	20-7	W6
When shoots less than 50 percent:	8-9	17-14	L3
When shoots better than opponent:	10-2	31-8	L1
When shoots worse than opponent:	3-7	5-13	L4
When makes 10 or more 3-pointers:	8-2	17-7	W6
When makes 10 or less 3-pointers:	6-7	20-14	L4
When commits more TO than opponent:	2-1	6-10	L1
When commits less TO than opponent:	12-8	29-11	L1
When commit same number of TO:	0-0	2-0	W2
When scores 59 points or less:	0-1	1-1	L1
When scores 60-69 points:	1-3	3-4	L2
When scores 70-79 points:	5-5	10-10	L2
When scores 80-89 points:	1-0	11-4	W2
When scores 90-99 points:	5-0	8-2	W7
When scores 100 or more points:	2-0	4-0	W7
When opponent scores 59 points or less:	4-1	6-1	W2
When opponent scores 60-69 points:	3-2	14-2	L1
When opponent scores 70-79 points:	3-3	9-5	W2
When opponent scores 80-89 points:	4-3	8-9	W1
When opponent scores 90-99:	0-0	0-4	L6
When opponent scores 100 or more points:	0-0	0-1	L15
When game is decided by five or less points:	4-5	8-12	L1
When game is decided by 6-10 points:	3-2	8-6	L2
When game is decided by 11 or more points:	7-2	21-3	L1
When reaching 40 points first:	11-1	32-7	W6
When opponent reaches 40 points first:	3-8	5-15	L1
When leading with five minutes left:	11-1	33-8	W3
When trailing with five minutes left:	2-7	3-10	L3
When game is tied with five minutes left:	1-1	1-3	W1
When leading with one minute left:	12-1	33-1	W8
When trailing with one minute left:	1-7	2-19	L7
When game is tied with one minute left:	1-1	2-1	W1
When outscoring opponents' bench:	7-3	10-5	W1
When opponents' bench outscores ISU:	7-6	26-16	L2
When both benches score same:	0-0	0-1	L1
When making more FT than opponent:	9-2	25-4	W1
When making less FT than opponent:	5-7	10-16	L1
When making same number of FT:	0-0	2-1	L1
When making 15 or more free throws:	6-1	10-3	L1
When making less than 15 free throws:	8-8	27-18	L1
When opponent makes 15 or more FT:	3-4	5-11	L1
When opponent makes less than 15 FT:	11-5	32-9	W1
At home:	8-3	22-5	L1
On the road:	3-5	7-12	L1
At neutral sites:	3-1	8-4	W1
On ESPN Networks:	8-8	22-19	L1
vs. AP Top-25 Teams:	1-4	5-12	W1
vs. AP Top-15 Teams:	1-4	3-11	W1
vs. AP Top-10 Teams:	1-3	3-8	W1
In Overtime:	2-1	2-4	W2
In Double Overtime	1-0	1-0	W1
In November:	5-1	10-1	L1
In December:	4-2	10-3	W3
In January:	4-5	9-9	L2
In February:	1-1	6-5	L1
In March:	0-0	2-3	L1
In April:	0-0	0-0	-

STREAKS

IOWA STATE HOMECOURT STREAKS

- 39- 2/16/99-11/30/01 (four seasons)
- 22- 1/18/12-2/25/13 (two seasons)
22- 2/16/85-12/22/86 (three seasons)
- 21- 3/4/92-12/21/93 (three seasons)
21- 1/25/14-2/25/15 (two seasons)

Current streak - 0

IOWA STATE CONFERENCE HOMECOURT STREAKS

- 18- 2/16/99-1/9/02 (four seasons)
- 14- 1/18/12-2/25/13 (two seasons)
14- 1/25/14-2/25/15 (two seasons)
- 12- 2/16/85-1/20/87 (three seasons)
- 9- 2/10/34-1/25/36 (three seasons)

Current streak - 0

IOWA STATE NONCONFERENCE HOMECOURT STREAKS

- 41- 1/2/91-12/9/95
- 37- 12/6/11-12/1/16
- 28- 11/23/98-12/1/01
- 21- 11/28/03-11/26/05

Current streak - 2 (12-5-16-present)

TEAM RECORDS

TOP SINGLE-GAME 3-POINTERS MADE

- *18 vs. Kansas (2-4-17)
- 17 vs. Kansas (2-25-13)
- 16 vs. Northern Colorado (11-22-11)
- *15 vs. Omaha (12-5-16)
15 vs. UNC Wilmington (11-10-13)
15 vs. Oklahoma (2-4-12)
15 vs. UW-Milwaukee (11-16-08)
- *14 vs. Drake (12-17-16)
*14 vs. Chattanooga (11-23-15)
14 vs. Oklahoma (2-9-15)
14 vs. Kansas (1-9-13)
14 vs. TCU (2-16-13)
14 vs. West Virginia (3-9-13)
14 vs. Rice (11-26-11)
14 vs. Kansas (2-12-11)
14 vs. Baylor (1-15-11)
14 vs. Drake (11-17-09)

*Under Steve Prohm



SIMEON CARTER

So. • F • 6-8, 227
Charlotte, N.C.

Miscellaneous Stats

Category	2016-17	Career
Double-Figure Points	-	-

SEASON HIGHS

FG:.....2 vs. Savannah State (11-11-16)
FGA:.....2 vs. Savannah State (11-11-16)
3FG:.....N/A
3FGA:.....N/A
FT:.....2 vs. Savannah State (11-11-16)
FTA:.....3 vs. Savannah State (11-11-16)
OReb:.....1 vs. Savannah State (11-11-16)
DReb:.....1, twice
Reb:.....2 vs. Savannah State (11-11-16)
PF:.....1 vs. Omaha (12-5-16)
Points:.....6 vs. Savannah State (11-11-16)
Assists:.....N/A
TO:.....N/A
Blocks:.....N/A
Steals:.....N/A
Min:.....5 vs. Omaha (12-5-16)

CAREER HIGHS

FG:.....2, twice
FGA:.....3 vs. Coppin State (12-30-15)
3FG:.....N/A
3FGA:.....N/A
FT:.....2 vs. Savannah State (11-11-16)
FTA:.....3, twice
OReb:.....1, three times
DReb:.....1, many times
Reb:.....2, twice
PF:.....1, many times
Points:.....6 vs. Savannah State (11-11-16)
Assists:.....N/A
TO:.....1 vs. Coppin State (12-30-15)
Blocks:.....2 vs. Coppin State (12-30-15)
Steals:.....N/A
Min:.....10 vs. Coppin State (12-30-15)

Year	GP-GS	Min/Avg	Total		3-Point		Rebounds		PF-FO	Ast	TO	Blk	Stl	Pts/Avg			
			FG-FGA	Pct	FG-FGA	Pct	FT-FTA	Pct							Off-Def	Tot	Avg
2015-16	15-0	40/2.7	5-10	.500	0-0	.000	0-3	.000	2-4	6	0.4	5-0	0	1	2	0	10/0.7
2016-17	3-0	10/3.3	2-2	1.000	0-0	.000	2-3	.667	1-2	3	1.0	1-0	0	0	0	0	6/2.0
TOTAL	18-0	50/2.8	7-12	.583	0-0	.000	2-6	.333	3-6	9	0.5	6-0	0	1	2	0	16/0.9



NICK WEILER-BABB

So. • G • 6-5, 200
Arlington, Texas

Miscellaneous Stats

Category	2016-17	Career
Double-Figure Points	4	4
5+ Rebounds	9	9

Consecutive Games w/10+ points	-
Consecutive Games w/5+ rebounds	-

SEASON HIGHS

FG:.....5, twice
FGA:.....9 vs. Drake (12-17-16)
3FG:.....2 vs. Baylor (1-4-17)
3FGA:.....4 vs. Iowa (12-8-16)
FT:.....7 vs. West Virginia (1-31-17)
FTA:.....8 vs. West Virginia (1-31-17)
OReb:.....3, four times
DReb:.....5 vs. Texas Tech (12-30-16)
Reb:.....7, three times
PF:.....3, twice
Points:.....10, four times
Assists:.....5, twice
TO:.....3 vs. Kansas State (1-24-17)
Blocks:.....1, three times
Steals:.....4 vs. Indiana State (11-24-16)
Min:.....28 vs. TCU (1-14-17)

CAREER HIGHS

FG:.....5, twice
FGA:.....9 vs. Drake (12-17-16)
3FG:.....2 vs. Baylor (1-4-17)
3FGA:.....4 vs. Iowa (12-8-16)
FT:.....7 vs. West Virginia (1-31-17)
FTA:.....8 vs. West Virginia (1-31-17)
OReb:.....3, four times
DReb:.....5 vs. Texas Tech (12-30-16)
Reb:.....7, three times
PF:.....3, twice
Points:.....10, four times
Assists:.....5, three times
TO:.....3 vs. Kansas State (1-24-17)
Blocks:.....1, many times
Steals:.....4 vs. Indiana State (11-24-16)
Min:.....28 vs. TCU (1-14-17)

Career Stats			Total		3-Point		Rebounds										
Year	GP-GS	Min/Avg	FG-FGA	Pct	FG-FGA	Pct	FT-FTA	Pct	Off-Def	Tot	Avg	PF-FO	Ast	TO	Blk	Stl	Pts/Avg
2014-15	26-0	125/4.8	7-22	.318	3-9	.333	2-2	1.000	6-14	20	0.8	7-0	14	5	3	5	19/0.7
2015-16							Redshirted										
2016-17	23-0	451/19.6	43-89	.483	4-18	.222	24-34	.706	25-65	90	3.9	22-0	38	16	3	20	114/5.0
TOTAL	49-0	576/11.8	50-111	.450	7-27	.259	26-36	.722	31-79	110	2.2	29-0	52	21	6	25	133/2.7

Iowa State Stats			Total		3-Point		Rebounds										
Year	GP-GS	Min/Avg	FG-FGA	Pct	FG-FGA	Pct	FT-FTA	Pct	Off-Def	Tot	Avg	PF-FO	Ast	TO	Blk	Stl	Pts/Avg
2016-17	23-0	451/19.6	43-89	.483	4-18	.222	24-34	.706	25-65	90	3.9	22-0	38	16	3	20	114/5.0
TOTAL	23-0	451/19.6	43-89	.483	4-18	.222	24-34	.706	25-65	90	3.9	22-0	38	16	3	20	114/5.0



DONOVAN JACKSON

Jr. • G • 6-2, 175
Milwaukee, Wis.

Miscellaneous Stats

Category	2016-17	Career
Double-Figure Points	7	7
5+ Assists	1	1
4+ 3-Pointers Made	3	3

Consecutive Games w/10+ Points	-
Consecutive Games with a 3-pointer	-

CAREER HIGHS

FG:6 vs. TCU (1-14-17)
FGA:10, three times
3FG:5 vs. Omaha (12-5-16)
3FGA:8 vs. Omaha (12-5-16)
FT:3, twice
FTA:4 vs. Oklahoma (1-21-17)
OReb:1 vs. West Virginia (1-31-17)
DReb:3 vs. Omaha (12-5-16)
Reb:3 vs. Omaha (12-5-16)
PF:3, four times
Points:16, twice
Assists:6 vs. Mississippi Valley State (12-20-16)
TO:2, three times
Blocks:N/A
Steals:3 vs. West Virginia (1-31-17)
Min:26 vs. Mississippi Valley State (12-20-16)

Year	GP-GS	Min/Avg	Total		3-Point		Rebounds		PF	FO	Ast	TO	Blk	Stl	Pts/Avg
			FG-FGA	Pct	FG-FGA	Pct	FT-FTA	Pct							
2016-17	23-0	403/17.5	44-116	.379	29-73	.397	17-22	.773	1-22	23	1.0	29-0	32	11	0 14 134/5.8
TOTAL	23-0	403/17.5	44-116	.379	29-73	.397	17-22	.773	1-22	23	1.0	29-0	32	11	0 14 134/5.8



MERRILL HOLDEN

Sr. • F • 6-8, 224
Chicago, Ill.

Miscellaneous Stats

Category	2016-17	Career
Double-Figure Points	2	11
Double-Figure Rebounds	-	1
Double-Doubles	-	1
2+ Blocks	3	12

Consecutive Starts	5
Consecutive Games w/10+ points	-

SEASON HIGHS


FG:5 vs. Savannah State (11-11-16)
FGA:6, twice
3FG:N/A
3FGA:N/A
FT:5 vs. The Citadel (11-20-16)
FTA:6, twice
OReb:5 vs. The Citadel (11-20-16)
DReb:4, three times
Reb:9 vs. The Citadel (11-20-16)
PF:5, twice
Points:13 vs. The Citadel (11-20-16)
Assists:N/A
TO:3 vs. Oklahoma (1-21-17)
Blocks:2, three times
Steals:1, four times
Min:27 vs. Gonzaga (11-27-16)

CAREER HIGHS

FG:7 vs. UTSA (2-18-16)
FGA:11 vs. Rice (2-27-16)
3FG:1, twice
3FGA:2 vs. East Tennessee State (3-28-16)
FT:6, twice
FTA:9 vs. Middle Tennessee State (2-11-16)
OReb:7 vs. UTSA (2-18-16)
DReb:9 vs. North Texas (2-25-16)
Reb:11 vs. North Texas (2-25-16)
PF:5, many times
Points:18 vs. UTSA (2-18-16)
Assists:1, four times
TO:4, twice
Blocks:4, twice
Steals:2 vs. North Texas (2-6-16)
Min:38 vs. North Texas (2-25-16)

Career Stats			Total		3-Point		Rebounds		PF	FO	Ast	TO	Blk	Stl	Pts/Avg
Year	GP-GS	Min/Avg	FG-FGA	Pct	FG-FGA	Pct	FT-FTA	Pct							
2014-15	27-1	178/6.6	17-28	.607	0-1	.000	12-26	.462	18-17	35	1.3	25-0	2	6	11 4 46/1.7
2015-16	23-16	717/31.2	65-126	.516	2-9	.222	55-77	.714	47-68	115	5.0	78-6	2	32	26 9 187/8.1
2016-17	19-14	258/13.6	17-31	.548	0-0	.000	24-42	.571	22-25	47	2.5	52-2	0	13	12 4 58/3.1
TOTAL	69-31	1153/16.7	99-185	.535	2-10	.200	91-145	.627	87-110	197	2.9	155-8	4	51	49 17 291/4.2

Iowa State Stats			Total		3-Point		Rebounds		PF	FO	Ast	TO	Blk	Stl	Pts/Avg
Year	GP-GS	Min/Avg	FG-FGA	Pct	FG-FGA	Pct	FT-FTA	Pct							
2016-17	19-14	258/13.6	17-31	.548	0-0	.000	24-42	.571	22-25	47	2.5	52-2	0	13	12 4 58/3.1
TOTAL	19-14	258/13.6	17-31	.548	0-0	.000	24-42	.571	22-25	47	2.5	52-2	0	13	12 4 58/3.1



DARRELL BOWIE

Sr. • F • 6-8, 218
Milwaukee, Wis.

Miscellaneous Stats

Category	2016-17	Career
Double-Figure Points	6	17
20+ Points	-	2
Double-Figure Rebounds	3	8
Double-Doubles	2	4

Consecutive Starts	-
Consecutive Games w/10+ Points	-
Consecutive Games w/10+ Rebounds	-
Consecutive Double-Doubles	-

SEASON HIGHS


FG:	6 vs. Oklahoma State (1-11-17)
FGA:	11 vs. Drake (12-17-16)
3FG:	2 vs. Omaha (12-5-16)
3FGA:	3 vs. Omaha (12-5-16)
FT:	3, three times
FTA:	12 vs. Indiana State (11-24-16)
OReb:	6, twice
DReb:	9 vs. The Citadel (11-20-16)
Reb:	11 vs. Indiana State (11-24-16)
PF:	4, four times
Points:	13, three times
Assists:	4, twice
TO:	4, twice
Blocks:	2, three times
Steals:	2, many times
Min:	36 vs. Cincinnati (12-1-16)

CAREER HIGHS

FG:	7, twice
FGA:	14, four times
3FG:	2, three times
3FGA:	4, twice
FT:	11 vs. St. Joseph's (Ind.) (11-24-13)
FTA:	14 vs. St. Joseph's (Ind.) (11-24-13)
OReb:	7 vs. Iowa State (12-31-13)
DReb:	9, twice
Reb:	13 vs. Iowa State (12-31-13)
PF:	5 vs. Kent State (1-29-14)
Points:	23 vs. St. Joseph's (Ind.) (11-24-13)
Assists:	4, five times
TO:	7, twice
Blocks:	3 vs. Bowling Green (3-10-14)
Steals:	5 vs. Toledo (1-31-15)
Min:	42 vs. Eastern Michigan (2-20-14)

Career Stats			Total			3-Point			Rebounds									
Year	GP-GS	Min/Avg	FG-FGA	Pct	FG-FGA	Pct	FT-FTA	Pct	Off-Def	Tot	Avg	PF-FO	Ast	TO	Blk	Stl	Pts/Avg	
2012-13	30-19	618/20.6	62-138	.449	0-2	.000	53-113	.469	48-66	114	3.8	64-0	10	57	6	27	177/5.9	
2013-14	31-30	858/27.6	95-250	.380	3-10	.300	105-191	.550	64-138	202	6.5	68-1	34	90	18	32	298/9.6	
2014-15	21-17	494/23.5	67-161	.416	9-35	.257	63-93	.677	40-73	113	5.4	46-0	25	62	11	28	206/9.8	
2015-16																		

Iowa State Stats			Total			3-Point			Rebounds									
Year	GP-GS	Min/Avg	FG-FGA	Pct	FG-FGA	Pct	FT-FTA	Pct	Off-Def	Tot	Avg	PF-FO	Ast	TO	Blk	Stl	Pts/Avg	
2016-17	22-9	407/18.5	57-121	.471	5-14	.357	22-53	.415	38-61	99	4.5	43-0	17	30	13	17	141/6.4	
TOTAL	22-9	407/18.5	57-121	.471	5-14	.357	22-53	.415	38-61	99	4.5	43-0	17	30	13	17	141/6.4	



MONTÉ MORRIS

Sr. • G • 6-3, 175
Flint, Mich.

Miscellaneous Stats

Category	2016-17	Career
Double-Figure Points	19	84
20+ Points	8	18
30+ Points	1	1
Double-Figure Assists	2	13
5+ Assists	15	75
Double-Doubles	2	8
Triple-Doubles	1	1
3+ Steals	5	32

Consecutive Starts	109
Consecutive Games w/10+ points	2
Consecutive Games w/5+ assists	2
Consecutive Games w/10+ assists	-
Consecutive Games with a 3-pointer	-

SEASON HIGHS

FG:	10, twice
FGA:	18 vs. Baylor (1-4-17)
3FG:	4 vs. Oklahoma State (1-11-17)
3FGA:	7 vs. Texas (1-7-17)
FT:	6 vs. Oklahoma State (1-11-17)
FTA:	6, twice
OReb:	4 vs. West Virginia (1-31-17)
DReb:	10 vs. The Citadel (11-20-16)
Reb:	10, twice
PF:	5 vs. Vanderbilt (1-28-17)
Points:	30 vs. Oklahoma State (1-11-17)
Assists:	11 vs. Savannah State (11-11-16)
TO:	4 vs. Omaha (12-5-16)
Blocks:	1, four times
Steals:	4, twice
Min:	49 vs. Oklahoma (1-21-17)

CAREER HIGHS

FG:	10, twice
FGA:	18 vs. Baylor (1-4-17)
3FG:	4, three times
3FGA:	7, twice
FT:	7 vs. Kansas (3-14-15)
FTA:	8 vs. Kansas (3-14-15)
OReb:	4, twice
DReb:	10 vs. The Citadel (11-20-16)
Reb:	10, twice
PF:	5, twice
Points:	30 vs. Oklahoma State (1-11-17)
Assists:	12, twice
TO:	4, five times
Blocks:	2, many times
Steals:	5, twice
Min:	52 vs. Oklahoma State (2-3-14)

Year	GP-GS	Min/Avg	FG-FGA	Pct	FG-FGA	Pct	FT-FTA	Pct	Off-Def	Tot	Avg	PF-FO	Ast	TO	Blk	Stl	Pts/Avg
2013-14	36-17	1013/28.1	77-179	.430	28-69	.406	61-72	.847	18-74	92	2.6	61-0	134	28	7	46	243/6.8
2014-15	34-34	1153/33.9	155-306	.507	32-81	.395	64-85	.753	24-93	117	3.4	45-1	176	38	15	64	406/11.9
2015-16	35-35	1331/38.0	188-386	.487	38-106	.358	70-96	.729	26-112	138	3.9	55-0	241	57	9	62	484/13.8
2016-17	23-23	802/34.9	142-305	.466	33-89	.371	53-65	.815	30-79	109	4.7	35-1	131	24	4	33	370/16.1
TOTAL	128-109	4299/33.6	562-1176	.478	131-345	.380	248-318	.780	98-358	456	3.6	196-2	682	147	35	205	1503/11.7



JAKOLBY LONG

Fr. • G • 6-5, 208
Mustang, Okla.

Miscellaneous Stats

Category	2016-17	Career
Double-Figure Points	-	-

Consecutive Games with a 3-pointer -

CAREER HIGHS

FG:	2 vs. Savannah State (11-11-16)
FGA:	5 vs. Savannah State (11-11-16)
3FG:	2 vs. Savannah State (11-11-16)
3FGA:	3 vs. Savannah State (11-11-16)
FT:	N/A
FTA:	N/A
OReb:	2 vs. The Citadel (11-20-16)
DReb:	3 vs. The Citadel (11-20-16)
Reb:	5 vs. The Citadel (11-20-16)
PF:	1 vs. Savannah State (11-11-16)
Points:	6 vs. Savannah State (11-11-16)
Assists:	1 vs. Savannah State (11-11-16)
TO:	1 vs. Savannah State (11-11-16)
Blocks:	N/A
Steals:	1 vs. The Citadel (11-20-16)
Min:	14 vs. The Citadel (11-20-16)

Year	GP-GS	Min/Avg	Total		3-Point		FT-FTA	Rebounds				PF-FO	Ast	TO	Blk	Stl	Pts/Avg
			FG-FGA	Pct	FG-FGA	Pct		Pct	Off-Def	Tot	Avg						
2016-17	5-0	36/7.2	4-14	.286	3-6	.500	0-0	.000	3-6	9	1.8	1-0	1	1	0	1	11/2.2
TOTAL	5-0	36/7.2	4-14	.286	3-6	.500	0-0	.000	3-6	9	1.8	1-0	1	1	0	1	11/2.2



NAZARETH MITROU-LONG

Sr. • G • 6-4, 203
Mississauga, Ontario

Miscellaneous Stats

Category	2016-17	Career
Double-Figure Points	20	52
20+ Points	4	9
30+ Points	1	1
5+ Assists	3	7
Double-Digit Rebounds	1	1
5+ Rebounds	11	23
Double-Doubles	1	1
4+ 3-Pointers Made	4	18

Consecutive Starts	23
Consecutive Games w/10+ points	6
Consecutive Games with a 3-pointer	3


SEASON HIGHS

FG:	14 vs. Drake (12-17-16)
FGA:	19 vs. The Citadel (11-20-16)
3FG:	8 vs. Drake (12-17-16)
3FGA:	12 vs. Drake (12-17-16)
FT:	6 vs. Texas Tech (12-30-16)
FTA:	7 vs. Oklahoma State (1-11-17)
OReb:	3 vs. Indiana State (11-24-16)
DReb:	8, twice
Reb:	10 vs. Savannah State (11-11-16)
PF:	5 vs. West Virginia (1-31-17)
Points:	37 vs. Drake (12-17-16)
Assists:	7 vs. Savannah State (11-11-16)
TO:	5 vs. West Virginia (1-31-17)
Blocks:	1 vs. Mississippi Valley State (12-20-16)
Steals:	6 vs. Oklahoma (1-21-17)
Min:	43 vs. Kansas (2-4-17)

CAREER HIGHS

FG:	14 vs. Drake (12-17-16)
FGA:	19 vs. The Citadel (11-20-16)
3FG:	8, twice
3FGA:	12, twice
FT:	6 vs. Texas Tech (12-30-16)
FTA:	7 vs. Alabama (11-24-14)
OReb:	3 vs. Indiana State (11-24-16)
DReb:	8, twice
Reb:	10 vs. Savannah State (11-11-16)
PF:	5, three times
Points:	37 vs. Drake (12-17-16)
Assists:	7, twice
TO:	5, twice
Blocks:	1, many times
Steals:	6 vs. Oklahoma (1-21-17)
Min:	43 vs. Kansas (2-4-17)

Year	GP-GS	Min/Avg	Total		3-Point		FT-FTA	Rebounds				PF-FO	Ast	TO	Blk	Stl	Pts/Avg
			FG-FGA	Pct	FG-FGA	Pct		Pct	Off-Def	Tot	Avg						
2012-13	18-0	124/6.9	8-23	.348	5-18	.278	4-4	1.000	1-13	14	0.8	11-0	18	15	0	6	25/1.4
2013-14	36-7	731/20.3	86-199	.432	64-160	.400	18-28	.643	13-44	57	1.6	66-1	41	16	3	6	254/7.1
2014-15	34-33	934/27.5	114-254	.449	77-197	.391	40-53	.755	6-94	100	2.9	72-1	68	47	3	27	345/10.1
2015-16	8-8	253/31.6	37-87	.425	16-55	.291	6-10	.600	4-19	23	2.9	16-0	15	17	2	5	96/12.0
2016-17	23-23	757/32.9	128-271	.472	59-164	.360	35-45	.778	16-92	108	4.7	46-1	64	45	1	26	350/15.2
TOTAL	119-71	2799/23.5	373-834	.447	221-594	.372	103-140	.736	40-262	302	2.5	211-3	206	140	9	70	1070/9.0



MATT THOMAS

Sr. • G • 6-5, 193
Onalaska, Wis.

Miscellaneous Stats

Category	2016-17	Career
Double-Figure Points	15	52
20+ Points	2	4
Double-Figure Rebounds	-	1
4+ 3-Pointers Made	6	18

Consecutive Starts	50
Consecutive Games w/10+ points	1
Consecutive Games w/20+ points	-
Consecutive Games w/10+ rebounds	-
Consecutive Games with a 3-pointer	1

SEASON HIGHS

FG:	9, twice
FGA:	14, three times
3FG:	7 vs. Kansas State (1-24-17)
3FGA:	10, twice
FT:	5 vs. Texas Tech (12-30-16)
FTA:	5 vs. Texas Tech (12-30-16)
OReb:	2, twice
DReb:	7, three times
Reb:	8 vs. Mississippi Valley State (12-20-16)
PF:	4, twice
Points:	25 vs. Kansas State (1-24-17)
Assists:	5 vs. Drake (12-17-16)
TO:	4 vs. Oklahoma (1-21-17)
Blocks:	1, twice
Steals:	4, three times
Min:	44 vs. Oklahoma (1-21-17)

CAREER HIGHS

FG:	9, twice
FGA:	14, four times
3FG:	7 vs. Kansas State (1-24-17)
3FGA:	10, five times
FT:	5 vs. Texas Tech (12-30-16)
FTA:	5, four times
OReb:	2, twice
DReb:	10 vs. Chicago State (11-16-15)
Reb:	11 vs. Chicago State (11-16-15)
PF:	5, twice
Points:	25 vs. Kansas State (1-24-17)
Assists:	4, five times
TO:	4, twice
Blocks:	3 vs. Kansas (1-13-14)
Steals:	4, four times
Min:	44, three times

Year	GP-GS	Min/Avg	Total		3-Point		Rebounds										Pts/Avg
			FG-FGA	Pct	FG-FGA	Pct	FT-FTA	Pct	Off-Def	Tot	Avg	PF-FO	Ast	TO	Blk	Stl	
2013-14	36-15	763/21.2	66-180	.367	44-131	.336	22-33	.667	6-70	76	2.1	52-0	40	17	7	20	198/5.5
2014-15	32-0	488/15.3	53-144	.368	32-97	.330	20-28	.714	6-57	63	2.0	36-0	22	15	2	11	158/4.9
2015-16	35-27	1176/33.6	129-293	.440	89-206	.432	37-41	.902	17-138	155	4.4	73-2	61	42	8	29	384/11.0
2016-17	23-23	699/30.4	97-214	.453	59-140	.421	20-25	.800	16-83	99	4.3	35-0	35	28	2	28	273/11.9
TOTAL	126-65	3126/24.8	345-831	.415	224-574	.390	99-127	.780	45-348	393	3.1	196-2	158	102	19	88	1013/8.0



WES GREDER

RFr. • G • 6-5, 189
Ames, Iowa

Miscellaneous Stats

Category	2016-17	Career
Double-Figure Points	-	-

CAREER HIGHS

FG:	N/A
FGA:	2 vs. Mississippi Valley State (12-20-16)
3FG:	N/A
3FGA:	2 vs. Mississippi Valley State (12-20-16)
FT:	N/A
FTA:	2 vs. The Citadel (11-20-16)
OReb:	1 vs. Mount St. Mary's (11-14-16)
DReb:	2 vs. The Citadel (11-20-16)
Reb:	2 vs. The Citadel (11-20-16)
PF:	N/A
Points:	N/A
Assists:	N/A
TO:	N/A
Blocks:	1 vs. Savannah State (11-11-16)
Steals:	N/A
Min:	3 vs. The Citadel (11-20-16)

Year	GP-GS	Min/Avg	Total		3-Point		Rebounds										Pts/Avg
			FG-FGA	Pct	FG-FGA	Pct	FT-FTA	Pct	Off-Def	Tot	Avg	PF-FO	Ast	TO	Blk	Stl	
2016-17	5-0	11/2.2	0-3	.000	0-3	.000	0-3	.000	1-2	3	0.6	0-0	0	0	1	0	0/0.0
TOTAL	5-0	11/2.2	0-3	.000	0-3	.000	0-3	.000	1-2	3	0.6	0-0	0	0	1	0	0/0.0



STUART NEZELEK

Sr. • C • 6-10, 245
River Forest, Ill.

Miscellaneous Stats

Category	2016-17	Career
Double-Figure Points	-	-


SEASON HIGHS

FG:.....1, twice
 FGA:.....3 vs. The Citadel (11-20-16)
 3FG:.....N/A
 3FGA:.....N/A
 FT:.....2 vs. Omaha (12-5-16)
 FTA:.....2 vs. Omaha (12-5-16)
 OReb:.....1 vs. The Citadel (11-20-16)
 DReb:.....1, three times
 Reb:.....1, twice
 PF:.....N/A
 Points:.....2, three times
 Assists:.....1 vs. Savannah State (11-11-16)
 TO:.....N/A
 Blocks:.....N/A
 Steals:.....1 vs. The Citadel (11-20-16)
 Min:.....3 vs. The Citadel (11-20-16)

CAREER HIGHS

FG:.....1, three times
 FGA:.....3 vs. The Citadel (11-20-16)
 3FG:.....N/A
 3FGA:.....N/A
 FT:.....2 vs. Omaha (12-5-16)
 FTA:.....2 vs. Omaha (12-5-16)
 OReb:.....1 vs. The Citadel (11-20-16)
 DReb:.....1, three times
 Reb:.....1, three times
 PF:.....1 vs. Little Rock (3-19-16)
 Points:.....2, four times
 Assists:.....1 vs. Savannah State (11-11-16)
 TO:.....2 vs. Chicago State (11-16-15)
 Blocks:.....N/A
 Steals:.....1 vs. The Citadel (11-20-16)
 Min:.....3, twice

Year	GP-GS	Min/Avg	Total		3-Point		Rebounds										Pts/Avg
			FG-FGA	Pct	FG-FGA	Pct	FT-FTA	Pct	Off-Def	Tot	Avg	PF-FO	Ast	TO	Blk	Stl	
2015-16	7-0	9/1.3	1-2	.500	0-0	.000	0-0	.000	0-1	1	0.1	1-0	0	3	0	0	2/0.3
2016-17	4-0	9/2.3	2-5	.400	0-0	.000	2-2	1.000	1-2	3	0.8	0-0	1	0	0	1	6/1.5
TOTAL	11-0	18/1.6	3-7	.429	0-0	.000	2-2	1.000	1-3	4	0.4	1-0	1	3	0	1	8/0.7



DEONTE BURTON

Sr. • G • 6-5, 250
Milwaukee, Wis.

Miscellaneous Stats

Category	2016-17	Career
Double-Figure Points	15	45
20+ Points	7	9
30+ Points	1	1
Double-Figure Rebounds	4	5
Double-Figure Assists	1	1
Double-Doubles	4	5
2+ Steals	16	35
2+ Blocks	10	19
Consecutive Starts		23
Consecutive Games w/10+ points		4
Consecutive Games w/10+ rebounds		-
Consecutive Games with a 3-pointer		2

SEASON HIGHS


FG:.....13 vs. Gonzaga (11-27-16)
 FGA:.....24 vs. Gonzaga (11-27-16)
 3FG:.....7 vs. Kansas (2-4-17)
 3FGA:.....9 vs. Kansas (2-4-17)
 FT:.....6 vs. Oklahoma (1-21-17)
 FTA:.....8 vs. Drake (12-17-16)
 OReb:.....5 vs. Cincinnati (12-1-16)
 DReb:.....12 vs. Mount St. Mary's (11-14-16)
 Reb:.....13 vs. Mount St. Mary's (11-14-16)
 PF:.....4, many times
 Points:.....31 vs. Oklahoma (1-21-17)
 Assists:.....10 vs. West Virginia (1-31-17)
 TO:.....5, twice
 Blocks:.....4 vs. Kansas State (1-24-17)
 Steals:.....6, twice
 Min:.....40, twice

CAREER HIGHS

FG:.....13 vs. Gonzaga (11-27-16)
 FGA:.....24 vs. Gonzaga (11-27-16)
 3FG:.....7 vs. Kansas (2-4-17)
 3FGA:.....9 vs. Kansas (2-4-17)
 FT:.....6 vs. Oklahoma (1-21-17)
 FTA:.....9 vs. Samford (12-28-13)
 OReb:.....5, twice
 DReb:.....12 vs. Mount St. Mary's (11-14-16)
 Reb:.....14 vs. TCU (2-20-16)
 PF:.....5, three times
 Points:.....31 vs. Oklahoma (1-21-17)
 Assists:.....10 vs. West Virginia (1-31-17)
 TO:.....5 vs. Savannah State (11-11-16)
 Blocks:.....4 vs. Kansas State (1-24-17)
 Steals:.....6, twice
 Min:.....40, twice

Career Stats			Total		3-Point		Rebounds										Pts/Avg
Year	GP-GS	Min/Avg	FG-FGA	Pct	FG-FGA	Pct	FT-FTA	Pct	Off-Def	Tot	Avg	PF-FO	Ast	TO	Blk	Stl	
2013-14	32-3	402/12.6	87-182	.478	4-8	.500	44-68	.647	32-37	69	2.2	58-2	17	28	14	35	222/6.9
2014-15	8-0	129/16.1	17-36	.472	4-10	.400	13-17	.765	5-6	11	1.4	16-0	2	11	3	10	51/6.4
2015-16	26-7	488/18.8	97-182	.533	18-38	.474	40-63	.635	35-66	101	3.9	63-1	27	31	16	24	252/9.7
2016-17	23-23	658/28.6	130-298	.436	27-73	.370	39-60	.650	35-124	159	6.9	69-0	40	53	33	48	326/14.2
TOTAL	89-33	1677/18.8	331-698	.474	53-129	.411	136-208	.654	107-233	340	3.8	206-3	86	123	66	117	851/9.6

Iowa State Stats			Total		3-Point		Rebounds										Pts/Avg
Year	GP-GS	Min/Avg	FG-FGA	Pct	FG-FGA	Pct	FT-FTA	Pct	Off-Def	Tot	Avg	PF-FO	Ast	TO	Blk	Stl	
2015-16	26-7	488/18.8	97-182	.533	18-38	.474	40-63	.635	35-66	101	3.9	63-1	27	31	16	24	252/9.7
2016-17	23-23	658/28.6	130-298	.436	27-73	.370	39-60	.650	35-124	159	6.9	69-0	40	53	33	48	326/14.2
TOTAL	49-30	1146/23.4	227-480	.473	45-111	.405	79-123	.642	70-190	260	5.3	132-1	67	84	49	72	578/11.8



SOLOMON YOUNG

Fr. • F • 6-8, 240
Sacramento, Calif.

Miscellaneous Stats

Category	2016-17	Career
Double-Figure Points	2	2
5+ Rebounds	6	6


Consecutive Games w/10+ points -

CAREER HIGHS


FG:.....5, twice
 FGA:.....6, twice
 3FG:.....1 vs. Baylor (1-4-17)
 3FGA:.....1, three times
 FT:.....2, three times
 FTA:.....4, twice
 OReb:.....4 vs. Mississippi Valley State (12-20-16)
 DReb:.....4, twice
 Reb:.....7 vs. Mississippi Valley State (12-20-16)
 PF:.....5 vs. Savannah State (11-11-16)
 Points:.....12 vs. The Citadel (11-20-16)
 Assists:.....N/A
 TO:.....2, twice
 Blocks:.....2, twice
 Steals:.....2 vs. Omaha (12-5-16)
 Min:.....32 vs. Kansas (2-4-17)

			Total		3-Point		Rebounds												
Year	GP-GS	Min/Avg	FG-FGA	Pct	FG-FGA	Pct	FT-FTA	Pct	Off-Def	Tot	Avg	PF-FO	Ast	TO	Blk	Stl	Pts/Avg		
2016-17	18-0	199/11.1	23-39	.590	1-3	.333	10-18	.556	22-21	43	2.4	32-1	0	11	8	5	57/3.2		
TOTAL	18-0	199/11.1	23-39	.590	1-3	.333	10-18	.556	22-21	43	2.4	32-1	0	11	8	5	57/3.2		

RADIO/TV CHART



00 • Simeon Carter
6-8 - 227 - So. - F
Charlotte, N.C.
West Charlotte



1 • Nick Weiler-Babb
WHY-ler
6-5 - 200 - So. - G
Arlington, Texas
Arkansas/Arlington Martin



2 • Cameron Lard
6-9 - 220 - Fr. - F
Natchitoches, La.
Pro Vision Academy



3 • Ray Kasongo
kuh-SAHN-go
6-8 - 230 - Jr. - F
Toronto, Ontario
Tennessee/Coll. of Southern Idaho



4 • Donovan Jackson
6-2 - 175 - Jr. - G
Milwaukee, Wis.
Iowa Western CC/Pius X



5 • Merrill Holden
Muhrl
6-8 - 224 - Sr. - F
Chicago, Ill.
Louisiana Tech/Pratt CC



10 • Darrell Bowie
BOO-ee
6-8 - 218 - Sr. - F
Milwaukee, Wis.
N. Illinois/La Jolla Prep (Calif.)




11 • Monté Morris
MAHN-tay
6-3 - 175 - Sr. - G
Flint, Mich.
Beecher



13 • Jakolby Long
Juh-KOH-bee
6-5 - 208 - Fr. - G
Mustang, Okla.
Mustang



15 • Nazareth Mitrou-Long
Me-TRUE
6-4 - 203 - Sr. - G
Mississauga, Ontario
St. Martin




21 • Matt Thomas
6-5 - 193 - Sr. - G
Onalaska, Wis.
Onalaska



23 • Wes Greder
GRE-dur
6-5 - 189 - RFr. - G
Ames, Iowa
Gilbert




24 • Stuart Nezelek
6-10 - 245 - Sr. - C
River Forest, Ill.
Fenwick



30 • Deonte Burton
6-5 - 250 - RJr. - G
Milwaukee, Wis.
Marquette/Vincent



33 • Solomon Young
6-8 - 240 - Fr. - F
Sacramento, Calif.
Sacramento



Steve Prohm
rhymes with Rome
Head Coach
2nd Season at ISU
Alabama '97




Neill Berry
Assistant Coach
2nd Season at ISU
Southeastern Louisiana '04



Daniyal Robinson
dan-YELL
Assistant Coach
2nd Season at ISU (4th overall)
Ark.-Little Rock '99




William Small
Assistant Coach
2nd Season at ISU
Belhaven '93



Micah Byars
Director of Operations
5th Season at ISU
West Florida '06



David Hobbs
Special Assistant To Head Coach
1st Season at ISU
VCU '72



Nate Schmidt
Coordinator of Player Development
3rd Season at ISU
Denison '14

CYCLONE SEASON BOX SCORES

Official Basketball Box Score -- Game Totals -- Final Statistics

Savannah State vs Iowa State
11-11-16 7:07 p.m. at Hilton Coliseum - Ames, Iowa

Savannah State 71 • 0-1

#	Player	Total		3-Ptr		Rebounds			PF	TP	A TO Blk Stl					Min
		FG-FGA	FG-FGA	FT-FTA	FT-FTA	Off	Def	Tot			A	TO	Blk	Stl		
00	KELLY,Robert	-	3-11	2-7	1-2	2	3	5	3	9	1	1	0	1		18
01	DASENT,Austin	-	1-5	0-2	0-0	0	2	2	2	0	5	0	1	1		16
04	MANASSA,Troyce	-	0-6	0-3	0-0	1	3	4	2	0	3	1	0	1		19
11	FLOYD,Joshua	-	4-7	2-3	2-2	1	2	3	2	12	4	2	0	1		21
20	CABEZA,Jahir	-	3-10	2-4	2-0	2	0	2	3	10	2	1	2	4		26
02	DANIEL,Marlon	-	0-0	0-0	0-0	0	0	0	0	0	0	0	0	0		1
03	SELLER,Zach	4-4	2-2	0-0	0	1	1	3	10	2	3	0	0	0		15
12	WELLS,Caey	2-11	2-11	0-0	0	0	0	0	6	3	0	0	0	0		16
14	GAINES,Jordan	3-9	1-3	2-3	3	3	6	3	9	1	3	0	1	1		22
15	FELDER,Isaiah	0-3	0-3	0-0	0	1	1	1	0	0	2	0	1	1		11
22	McCLANAHAN,Dexter	4-5	2-3	0-3	0	5	5	0	10	2	2	0	2	16		
34	GLENN,Maricus	1-1	0-0	0-0	1	1	2	1	2	0	0	0	0	0		9
50	WILLIAMS,Kamil	0-4	0-3	1-2	0	2	2	0	1	2	2	0	0	0		10
Team						0	3	3								
Totals			25-76	13-48	8-16	10	26	36	20	71	20	22	2	12		200
FG % 1st Half:		14-38	36.8%	2nd half:	11-38	28.9%	Game:	25-76	32.9%	Deadball Rebounds						
3FG % 1st Half:		7-24	29.2%	2nd half:	6-24	25.0%	Game:	13-48	27.1%	4						
FT % 1st Half:		3-8	37.5%	2nd half:	5-8	62.5%	Game:	8-16	50.0%							

Iowa State 113 • 1-0

#	Player	Total		3-Ptr		Rebounds			PF	TP	A TO Blk Stl					Min
		FG-FGA	FG-FGA	FT-FTA	FT-FTA	Off	Def	Tot			A	TO	Blk	Stl		
05	Holden, Merrill	-	5-6	0-0	2-4	3	2	5	1	12	0	2	1	0		21
11	Morris, Monte	-	9-11	2-3	1-2	0	2	2	1	21	11	0	0	3		26
15	Mitrou-Long, Naz	-	8-15	2-8	0-0	2	8	10	2	18	7	3	0	2		24
21	Thomas, Matt	-	5-14	2-8	2-2	1	5	6	2	14	3	2	0	1		25
30	Burton, Deonte	-	3-7	0-1	1-2	2	7	9	1	7	2	5	1	2		19
00	Carter, Simeon	-	2-2	0-0	2-3	1	1	2	0	6	0	0	0	0		4
01	Weiler-Babb, Nick	3-5	0-1	0-0	3	4	7	1	6	4	0	0	0	2		21
04	Jackson, Donovan	1-5	0-2	0-1	0	1	1	0	2	1	1	1	0	0		17
10	Bowie, Darrell	3-8	0-0	2-2	2	8	10	2	8	1	4	0	1	1		16
13	Long, Jakolby	2-5	2-3	0-0	0	2	2	1	6	1	1	0	0	0		9
23	Gredler, Wes	0-0	0-0	0-0	0	0	0	0	0	0	0	0	1	0		2
24	Neziek, Stuart	1-1	0-0	0-0	0	1	1	0	2	1	0	0	0	0		2
33	Young, Solomon	5-6	0-0	1-4	1	4	5	5	11	0	2	1	0	0		14
Team						2	0	2								
Totals			47-85	8-26	11-20	17	45	62	16	113	31	20	4	11		200
FG % 1st Half:		24-43	55.8%	2nd half:	23-42	54.8%	Game:	47-85	55.3%	Deadball Rebounds						
3FG % 1st Half:		5-14	35.7%	2nd half:	3-12	25.0%	Game:	8-26	30.8%	4						
FT % 1st Half:		6-13	46.2%	2nd half:	5-7	71.4%	Game:	11-20	55.0%							

Officials: Tom Eades, Bret Smith, Craig Murley
Technical fouls: Savannah State-None. Iowa State-None.
Attendance: 14384
AP Ranking: ISU #24
Fouled Out: ISU #33 Young (0:19.1)

Score by periods	1st	2nd	Total
Savannah State	38	33	71
Iowa State	59	54	113

Last FG - SSUM 2nd-04:46. ISU 2nd-00:32.
Largest lead - SSUM by 1 1st-16:58. ISU by 43 2nd-01:24.
SSUM led for 00:44. ISU led for 38:29. Game was tied for 00:47.

Score tied - 0 times.
Lead changed - 6 times.

Official Basketball Box Score -- Game Totals -- Final Statistics

The Citadel vs Iowa State
11-20-16 1:06 p.m. at Hilton Coliseum - Ames, Iowa

The Citadel 63 • 3-2

#	Player	Total		3-Ptr		Rebounds			PF	TP	A TO Blk Stl					Min
		FG-FGA	FG-FGA	FT-FTA	FT-FTA	Off	Def	Tot			A	TO	Blk	Stl		
01	Frankie Johnson	-	0-3	0-2	0-0	1	1	2	3	0	3	1	0	0		20
02	Quayson Williams	-	4-11	4-10	3-4	1	3	4	2	15	1	3	0	2		26
05	Warren Sledge	-	1-7	1-4	2-2	0	1	1	2	5	3	1	0	0		26
10	Leandro Allende	-	1-7	1-4	0-0	0	0	0	2	3	0	1	0	0		11
35	Zane Najdawi	-	2-5	1-2	1-3	0	1	1	5	6	0	2	0	0		18
00	Preston Parks	3-13	1-7	0-0	0	3	3	1	7	6	3	1	1	23		
03	Matt Frierson	4-9	4-8	0-0	0	0	0	0	1	12	2	0	0	0		15
04	Ezekiel Balogun	1-4	1-3	0-0	1	1	2	1	3	3	0	2	0	0		10
11	Tom Koopman	0-2	0-0	0-0	1	2	3	0	0	0	0	0	0	0		8
21	Bobby Duncan	0-0	0-0	0-0	0	1	1	1	0	0	1	0	1	1		5
23	Kaelon Harris	4-11	2-5	0-1	2	6	8	4	10	0	3	0	0	0		23
32	Brian White	1-5	0-0	0-0	1	3	4	2	2	1	0	1	1	1		15
Team						2	2	4								
Totals			21-77	15-45	6-10	9	24	33	24	63	16	17	2	6		200
FG % 1st Half:		7-40	17.5%	2nd half:	14-37	37.8%	Game:	21-77	27.3%	Deadball Rebounds						
3FG % 1st Half:		5-23	21.7%	2nd half:	10-22	45.5%	Game:	15-45	33.3%	2						
FT % 1st Half:		3-4	75.0%	2nd half:	3-6	50.0%	Game:	6-10	60.0%							

Iowa State 130 • 3-0

#	Player	Total		3-Ptr		Rebounds			PF	TP	A TO Blk Stl					Min
		FG-FGA	FG-FGA	FT-FTA	FT-FTA	Off	Def	Tot			A	TO	Blk	Stl		
05	Holden, Merrill	-	4-6	0-0	5-6	5	4	9	4	13	0	0	0	0		17
11	Morris, Monte	-	8-12	1-4	0-0	0	10	10	2	17	10	0	0	2		22
15	Mitrou-Long, Naz	-	11-19	2-7	2-3	1	6	7	0	26	6	0	0	0		21
21	Thomas, Matt	-	6-9	4-5	2-2	1	4	5	0	18	1	0	0	0		24
30	Burton, Deonte	-	3-7	0-1	1-2	0	3	3	3	7	2	0	2	2		17
01	Weiler-Babb, Nick	4-8	0-0	2-3	2	4	6	1	10	5	2	0	3	21		
04	Jackson, Donovan	4-7	1-3	1-2	0	0	0	1	10	3	2	0	1	20		
10	Bowie, Darrell	5-5	0-0	3-4	1	9	10	2	13	4	3	0	2	18		
13	Long, Jakolby	1-4	0-2	0-0	2	3	5	0	2	0	0	0	0	1		14
23	Gredler, Wes	0-0	0-0	0-2	0	2	2	0	0	0	0	0	0	0		3
24	Neziek, Stuart	1-3	0-0	0-0	1	0	1	0	2	0	0	0	1	3		
33	Young, Solomon	5-6	0-0	2-2	2	3	5	2	12	0	1	0	0	0		20
Team						0	0	0								
Totals			52-86	8-22	18-26	15	48	63	15	130	31	8	2	12		200
FG % 1st Half:		24-43	55.8%	2nd half:	28-43	65.1%	Game:	52-86	60.5%	Deadball Rebounds						
3FG % 1st Half:		5-14	35.7%	2nd half:	3-8	37.5%	Game:	8-22	36.4%	3.1						
FT % 1st Half:		9-12	75.0%	2nd half:	9-14	64.3%	Game:	18-26	69.2%							

Officials: Tom O'Neill, Michael Greenstein, Brooks Wells
Technical fouls: The Citadel-None. Iowa State-None.
Attendance: 14228
AP Ranking: ISU #20
Fouled Out: Citadel #35 Najdawi @ 10:09

Score by periods	1st	2nd	Total
The Citadel	22	41	63
Iowa State	62	68	130

Last FG - CIT 2nd-01:16. ISU 2nd-00:00.
Largest lead - CIT None. ISU by 68 2nd-07:14.
CIT led for 00:00. ISU led for 39:45. Game was tied for 00:15.

Score tied - 0 times.
Lead changed - 0 times.

Official Basketball Box Score -- Game Totals -- Final Statistics

Mount St. Mary's vs Iowa State
11-14-16 7:06 p.m. at Hilton Coliseum - Ames, Iowa

Mount St. Mary's 55 • 0-2

#	Player	Total			3-Ptr			Rebounds			PF	TP	A TO Blk Stl				Min	
		FG	FGA	%	FG	FGA	%	FT	FTA	%			Off	Def	Total	A		TO
00	ROBINSON, Junior	-	2-11	1-4	2-2	0	2	2	0	7	2	2	0	0	0	0	29	
01	SALLAH, Mawdo	-	1-7	0-0	0-1	3	11	14	2	2	0	4	1	0	0	27		
05	WRAY, Chris	-	1-6	0-0	1-2	3	2	5	4	3	1	0	1	0	1	1	37	
23	ALEXANDER, Greg	-	2-6	2-4	0-0	0	2	2	1	6	0	1	0	0	0	0	31	
55	LONG, Elijah	-	5-15	2-3	7-8	1	6	7	2	19	4	4	0	1	1	0	32	
00	NWANDU, Khalid	-	0-0	0-0	0-0	1	0	1	0	0	0	1	0	0	0	0	1	
10	WILSON, Miles	-	3-10	2-3	3-3	0	2	2	2	11	0	0	0	0	0	0	25	
11	MILLER, Will	-	1-5	1-5	0-0	0	3	3	0	3	0	1	0	0	0	0	25	
21	MILLER, Randy	-	0-1	0-0	0-0	0	0	0	0	2	0	0	0	0	0	0	4	
25	THURSTON, Bryce	-	0-1	0-1	0-0	0	0	0	0	0	0	0	0	0	0	0	1	
54	GOMES, Ryan	-	2-2	0-0	0-0	0	0	0	2	4	0	1	0	0	0	0	8	
Team						2	0	2										
Totals			17-64	8-20	13-16	10	28	38	15	55	8	13	2	2	2	200		
FG % 1st Half: 5-24		20.8%	2nd half: 12-40	30.0%	Game: 17-64		26.6%											Deadball Rebounds
3FG % 1st Half: 2-7		28.6%	2nd half: 5-13	46.2%	Game: 8-20		40.0%											
FT % 1st Half: 10-12		83.3%	2nd half: 3-4	75.0%	Game: 13-16		81.3%											

CYCLONE SEASON BOX SCORES

Official Basketball Box Score -- Game Totals -- Final Statistics Iowa State vs Miami 11-25-16 11 am ET at Lake Buena Vista, Fla. (HP Field House)

Iowa State 73 • 5-0

#	Player	Total		3-Ptr		Rebounds			PF	TP	A TO Blk Stl				Min
		FG-FGA	FG-FGA	FT-FTA	Off Def Tot	PF	TP	A TO Blk Stl							
05	Holden, Merrill	f	1-3	0-0	4-6	4	2	6	5	6	0	0	0	1	20
11	Morris, Monte	g	2-8	0-1	2-2	0	2	2	3	6	5	2	0	0	22
15	Mitrou-Long, Naz	g	4-13	2-9	0-0	0	5	5	1	10	3	2	0	1	35
21	Thomas, Matt	g	4-7	2-3	2-3	2	2	4	2	12	2	2	0	2	30
30	Burton, Deonte	g	8-16	2-2	3-3	2	5	7	2	21	0	1	1	1	35
01	Weiler-Babb, Nick	g	0-3	0-0	4-4	0	2	2	2	4	0	0	0	3	23
04	Jackson, Donovan	g	3-6	2-4	0-0	0	2	2	2	8	0	2	0	1	18
10	Bowie, Darrell	g	3-5	0-0	0-0	0	5	5	4	6	0	1	0	1	17
Team						1	2	3							
Totals			25-61	8-19	15-18	9	27	36	21	73	10	10	1	10	200
FG % 1st Half: 12-30		40.0%	2nd half: 13-31	41.9%	Game: 25-61	41.0%									
3FG % 1st Half: 6-8		75.0%	2nd half: 2-11	18.2%	Game: 8-19	42.1%									
FT % 1st Half: 5-7		71.4%	2nd half: 10-11	90.9%	Game: 15-18	83.3%									

Miami 56 • 4-1

#	Player	Total		3-Ptr		Rebounds			PF	TP	A TO Blk Stl				Min
		FG-FGA	FG-FGA	FT-FTA	Off Def Tot	PF	TP	A TO Blk Stl							
21	Kamari Murphy	f	1-5	0-0	2-2	2	10	12	3	4	0	4	0	0	32
15	Ebuka Izundu	c	0-0	0-0	0-0	1	2	3	1	0	0	1	1	0	9
00	Ja'Quan Newton	g	9-13	0-0	3-4	0	2	2	0	21	3	3	0	3	38
03	Anthony Lawrence	g	1-6	0-2	4-5	0	2	2	4	6	0	2	0	1	24
05	Davon Reed	g	2-9	1-7	8-9	1	2	3	0	13	1	3	0	1	36
04	DJ Vasiljevic	g	2-7	1-5	0-0	0	0	0	1	5	0	1	0	1	16
11	Bruce Brown	g	1-5	0-2	0-0	2	5	7	5	2	2	4	0	1	21
20	Dewan Huell	g	2-5	0-0	1-2	2	4	6	4	5	0	1	1	0	24
Team						0	2	2							
Totals			18-50	2-16	18-22	8	29	37	18	56	6	19	2	7	200
FG % 1st Half: 10-25		40.0%	2nd half: 8-25	32.0%	Game: 18-50	36.0%									
3FG % 1st Half: 2-9		22.2%	2nd half: 0-7	0.0%	Game: 2-16	12.5%									
FT % 1st Half: 7-9		77.8%	2nd half: 11-13	84.6%	Game: 18-22	81.8%									

Officials: James Breeding, Tim Nestor, Brent Hampton
Technical fouls: Iowa State-Thomas, Matt. Miami-None.
Attendance: 1876
Advocate Invitational Game Five

Score by periods	1st	2nd	Total
Iowa State	35	38	73
Miami	29	27	56

Points	In	Off	2nd	Fast
ISU	18	22	14	6
UM	24	16	11	4

Official Basketball Box Score -- Game Totals -- Final Statistics Iowa State vs Gonzaga 11-27-16 1:30 pm ET at Lake Buena Vista, Fla. (HP Field House)

Iowa State 71 • 5-1

#	Player	Total		3-Ptr		Rebounds			PF	TP	A TO Blk Stl				Min
		FG-FGA	FG-FGA	FT-FTA	Off Def Tot	PF	TP	A TO Blk Stl							
05	Holden, Merrill	f	3-3	0-0	2-5	1	0	1	4	8	0	0	2	1	27
11	Morris, Monte	g	6-16	1-4	1-1	3	2	5	1	14	9	1	0	1	37
15	Mitrou-Long, Naz	g	5-12	4-9	2-2	1	8	9	3	16	2	2	0	0	34
21	Thomas, Matt	g	1-6	0-4	0-0	0	2	2	0	2	1	1	0	0	29
30	Burton, Deonte	g	13-24	3-5	0-0	4	8	12	3	29	0	1	2	0	36
01	Weiler-Babb, Nick	g	1-1	0-0	0-0	2	0	2	2	2	1	0	0	0	15
04	Jackson, Donovan	g	0-2	0-2	0-0	0	0	0	0	0	0	0	0	0	11
10	Bowie, Darrell	g	0-2	0-0	0-0	1	1	2	2	0	0	0	0	0	11
Team						1	0	1							
Totals			29-66	8-24	5-8	13	21	34	15	71	13	6	4	2	200
FG % 1st Half: 13-34		38.2%	2nd half: 16-32	50.0%	Game: 29-66	43.9%									
3FG % 1st Half: 5-15		33.3%	2nd half: 3-9	33.3%	Game: 8-24	33.3%									
FT % 1st Half: 3-3		100.0	2nd half: 2-5	40.0%	Game: 5-8	62.5%									

Gonzaga 73 • 6-0

#	Player	Total		3-Ptr		Rebounds			PF	TP	A TO Blk Stl				Min
		FG-FGA	FG-FGA	FT-FTA	Off Def Tot	PF	TP	A TO Blk Stl							
03	WILLIAMS, Johnathan	f	4-5	1-1	0-2	2	5	7	2	9	1	3	0	0	26
24	KARNOWSKI, Przemek	c	5-13	0-1	1-2	3	5	8	2	11	5	1	1	0	22
04	MATHEWS, Jordan	g	3-7	1-4	0-0	0	2	2	1	7	1	2	0	0	30
05	WILLIAMS-GOSS, Nigel	g	6-10	6-8	0-0	0	4	4	1	18	4	2	0	0	37
13	PERKINS, Josh	g	4-8	3-6	1-2	0	4	4	0	12	5	2	0	1	35
00	MELSON, Silas	g	0-4	0-3	0-0	1	0	1	2	0	1	0	0	0	18
32	COLLINS, Zach	g	2-3	1-1	4-6	1	1	2	1	9	0	0	0	0	18
33	TILLIE, Killian	g	3-5	1-1	0-0	1	4	5	2	7	1	1	0	0	14
Team						1	0	1							
Totals			27-55	13-25	6-12	9	25	34	11	73	18	11	1	1	200
FG % 1st Half: 20-31		64.5%	2nd half: 7-24	29.2%	Game: 27-55	49.1%									
3FG % 1st Half: 8-12		66.7%	2nd half: 5-13	38.5%	Game: 13-25	52.0%									
FT % 1st Half: 1-2		50.0%	2nd half: 5-10	50.0%	Game: 6-12	50.0%									

Officials: Karl Hess, Raymie Styons, Olandis Poole
Technical fouls: Iowa State-None. Gonzaga-None.
Attendance: 2305
Advocate Invitational Championship Game

Score by periods	1st	2nd	Total
Iowa State	34	37	71
Gonzaga	49	24	73

Points	In	Off	2nd	Fast
ISU	24	14	15	4
GON	26	2	14	0

Last FG - ISU 2nd-03:02, GON 2nd-05:40.
Largest lead - ISU None, GON by 18 2nd-17:16.
ISU led for 00:00. GON led for 39:10. Game was tied for 00:41.

Score tied - 2 times.
Lead changed - 0 times.

Official Basketball Box Score -- Game Totals -- Final Statistics Cincinnati vs Iowa State 12-01-16 8:01 p.m. at Hilton Coliseum - Ames, Iowa

Cincinnati 55 • 6-1

#	Player	Total		3-Ptr		Rebounds			PF	TP	A TO Blk Stl				Min
		FG-FGA	FG-FGA	FT-FTA	Off Def Tot	PF	TP	A TO Blk Stl							
01	EVANS, Jacob	*	4-12	1-5	2-2	1	2	3	1	11	2	3	0	1	42
10	CAUPAIN, Troy	*	2-11	0-6	3-3	1	9	10	2	7	1	3	1	1	42
11	CLARK, Gary	*	5-8	0-1	1-2	4	6	10	2	11	2	2	3	0	37
24	WASHINGTON, Kyle	*	6-15	1-3	0-1	4	6	10	3	13	1	1	1	0	31
25	JOHNSON, Kevin	*	4-10	1-5	2-2	0	4	4	2	11	1	0	0	1	39
00	MOORE, Quadri	g	0-1	0-0	0-0	0	1	1	0	0	0	0	0	1	2
03	JENIFER, Justin	g	0-1	0-0	0-0	0	0	0	1	0	1	0	0	0	5
13	SCOTT, Tre	g	0-1	0-0	0-0	2	1	3	0	0	1	1	0	0	12
33	BROOKS, Nysier	g	1-1	0-0	0-0	3	1	4	1	2	0	2	0	0	8
34	CUMBERLAND, Jarron	g	0-2	0-1	0-0	0	0	0	1	0	0	0	0	0	7
Team						1	0	1							
Totals			22-62	3-21	8-10	16	30	46	13	55	9	14	5	4	225
FG % 1st Half: 9-28		32.1%	2nd half: 12-31	38.7%	OT: 1-3	33.3%	Game: 22-62	35.5%							
3FG % 1st Half: 3-13		23.1%	2nd half: 0-7	0.0%	OT: 0-1	0.0%	Game: 3-21	14.3%							
FT % 1st Half: 4-4		100.0%	2nd half: 1-2	50.0%	OT: 3-4	75.0%	Game: 8-10	80.0%							

Iowa State 54 • 5-2

		Total		3-Ptr		Rebounds									
#	Player	FG-FGA	FG-FGA	FT-FTA	Off	Def	Tot	PF	TP	A	TO	Blk	Stl	Min	
05	Holden, Merrill	0-1	0-0	0-0	0	2	2	4	0	0	1	0	0	16	
11	Morris, Monte	7-16	0-3	1-1	1	1	2	0	15	2	1	1	0	39	
15	Mitrou-Long, Naz	0-7	0-5	0-0	1	1	2	1	0	1	1	0	1	37	
21	Thomas, Matt	5-11	3-8	0-0	1	6	7	2	13	0	3	0	4	35	
30	Burton, Deonte	4-13	1-3	0-0	5	3	8	3	9	0	0	0	0	30	
01	Weiler-Babb, Nick	1-3	0-0	0-0	0	3	3	0	2	1	0	0	0	21	
04	Jackson, Donovan	1-2	1-2	1-2	0	0	0	1	4	0	0	0	0	11	
10	Bowie, Darrell	4-7	0-0	3-8	2	5	7	2	11	1	0	2	1	36	
	Team				0	3	3			1					
Totals		22-60	5-21	5-11	10	24	34	13	54	5	7	3	6	225	
FG % 1st Half: 9-20		45.0%	2nd half: 11-32	34.4%	OT: 2-8	25.0%	Game: 22-60	36.7%	Deadball						
3FG % 1st Half: 3-11		27.3%	2nd half: 2-7	28.6%	OT: 0-3	0.0%	Game: 5-21	23.8%	Rebounds						
FT % 1st Half: 3-8		37.5%	2nd half: 2-3	66.7%	OT: 0-0	0.0%	Game: 5-11	45.5%	3						

CYCLONE SEASON BOX SCORES

Official Basketball Box Score -- Game Totals -- Final Statistics Iowa State vs Iowa 12/08/16 7 p.m. at Carver-Hawkeye Arena - Iowa City, IA

Iowa State 64 • 6-3

#	Player	Total		3-Ptr		Rebounds			PF	TP	A TO Blk Stl				Min
		FG-FGA	FG-FGA	FT-FTA	Off Def Tot	PF	TP	A TO Blk Stl							
05	Holden, Merrill	r	0-1	0-0	1-2	1	0	1	2	1	0	1	0	0	13
30	Burton, Deonte	r	5-13	0-3	0-0	3	5	8	3	10	2	2	0	1	30
11	Morris, Monte	g	4-15	2-6	0-1	1	4	5	3	10	5	2	0	1	37
15	Mitrou-Long, Naz	g	3-8	2-6	2-2	1	0	1	4	10	0	2	0	2	26
21	Thomas, Matt	g	6-14	2-7	0-0	1	5	6	4	14	0	0	0	1	25
01	Weiler-Babb, Nick		4-8	1-4	1-2	0	4	4	2	10	1	1	0	1	24
04	Jackson, Donovan		0-4	0-3	0-0	0	0	0	2	0	1	0	0	0	12
10	Bowie, Darrell		2-5	1-1	0-0	3	5	8	4	5	0	3	1	0	19
33	Young, Solomon		1-2	0-0	2-2	1	1	2	1	4	0	0	0	1	14
Team					2	2	4								
Totals			25-70	8-30	6-9	13	26	39	25	64	9	11	1	7	200
FG % 1st Half: 11-32 34.4% 2nd half: 14-38 36.8% Game: 25-70 35.7% Deadball Rebounds 0															
3FG % 1st Half: 3-15 20.0% 2nd half: 5-15 33.3% Game: 8-30 26.7%															
FT % 1st Half: 4-4 100.0 2nd half: 2-5 40.0% Game: 6-9 66.7%															

Iowa 78 • 5-5

#	Player	Total		3-Ptr		Rebounds			PF	TP	A TO Blk Stl				Min
		FG-FGA	FG-FGA	FT-FTA	Off Def Tot	PF	TP	A TO Blk Stl							
00	Wagner, Ahmad	r	1-2	0-0	2-4	2	3	5	3	4	2	2	0	0	21
35	Pemsl, Cordell	r	4-7	0-0	3-5	1	4	5	3	11	0	2	1	0	28
03	Bohannon, Jordan	g	2-8	2-6	2-2	0	5	5	1	8	4	3	0	0	30
04	Moss, Isaiah	g	6-11	1-4	1-2	2	2	4	1	14	1	1	1	1	31
14	Jok, Peter	g	9-17	4-7	1-2	0	9	9	3	23	3	4	0	2	35
10	Williams, Christian		0-1	0-1	2-2	0	1	1	0	2	2	1	0	0	11
24	Ellingson, Brady		1-1	1-1	0-0	0	2	2	0	3	1	0	0	0	12
20	Uhl, Dom		1-4	1-1	0-0	0	2	2	0	3	0	0	0	0	15
51	Baer, Nicholas		2-4	0-2	6-7	2	6	8	4	10	0	0	1	2	17
Team					0	1	1								
Totals			26-55	9-22	17-24	7	35	42	15	78	13	13	3	5	200
FG % 1st Half: 16-27 59.3% 2nd half: 10-28 35.7% Game: 26-55 47.3% Deadball Rebounds 3															
3FG % 1st Half: 6-10 60.0% 2nd half: 3-12 25.0% Game: 9-22 40.9%															
FT % 1st Half: 6-10 60.0% 2nd half: 11-14 78.6% Game: 17-24 70.8%															

Officials: Terry Wymer, Tom Eades, Bert Smith
Technical fouls: Iowa State-None. Iowa-None.
Attendance: 13956
Iowa Corn Cy-Hawk Series

Score by periods	1st	2nd	Total
Iowa State	29	35	64
Iowa	44	34	78

Points	In Paint	Off T/O	2nd Chance	Fast Break	Bench
ISU	24	5	11	4	19
IOWA	28	9	3	13	18

Last FG - ISU 2nd-00:52, IOWA 2nd-01:02.
Largest lead - ISU by 4 1st-18:14, IOWA by 17 2nd-19:35.
ISU led for 03:06. IOWA led for 36:31. Game was tied for 00:23.

Score tied - 0 times.
Lead changed - 3 times.

Official Basketball Box Score -- Game Totals -- Final Statistics Miss. Valley State vs Iowa State 12-20-16 6:06 p.m. at Hilton Coliseum - Ames, Iowa

Miss. Valley State 60 • 0-12

#	Player	Total		3-Ptr		Rebounds			PF	TP	A TO Blk Stl				Min
		FG-FGA	FG-FGA	FT-FTA	Off Def Tot	PF	TP	A TO Blk Stl							
03	Darrell Riley	*	8-20	0-1	2-2	1	4	5	3	18	1	1	0	1	35
05	Rashaan Surles		2-10	0-4	0-0	1	1	2	2	4	2	2	1	0	22
10	TaJay Henry		1-3	0-0	1-2	2	2	4	1	3	0	2	1	1	24
11	Kylan Phillips		3-6	2-3	0-0	0	2	2	2	8	2	1	0	2	32
23	Amos Given	*	1-6	0-0	2-4	2	2	4	1	4	0	2	0	1	19
00	Vacha Vaughn		1-4	0-1	1-3	2	1	3	3	3	1	1	0	2	14
12	Lorenzo Hunt		0-1	0-0	0-0	1	1	2	2	0	0	0	0	0	14
13	Jabari Alex		1-2	0-0	0-0	1	2	3	0	2	0	0	0	1	11
04	Isaac Williams		6-14	3-9	3-3	2	0	2	1	18	0	1	0	0	25
33	Jamal Watson		0-0	0-0	0-0	0	0	0	0	0	0	0	0	0	4
Team					1	0	1								
Totals			23-66	5-18	9-14	13	15	28	15	60	6	10	2	8	200
FG % 1st Half: 15-35 42.9% 2nd half: 8-31 25.8% Game: 23-66 34.8% Deadball Rebounds 1															
3FG % 1st Half: 4-10 40.0% 2nd half: 1-8 12.5% Game: 5-18 27.8%															
FT % 1st Half: 1-2 50.0% 2nd half: 8-12 66.7% Game: 9-14 64.3%															

Iowa State 88 • 8-3

#	Player	Total		3-Ptr		Rebounds			PF	TP	A TO Blk Stl				Min
		FG-FGA	FG-FGA	FT-FTA	Off Def Tot	PF	TP	A TO Blk Stl							
10	Bowie, Darrell	*	2-4	0-0	1-2	0	2	2	1	5	4	4	1	1	21
11	Morris, Monte		5-8	1-3	2-2	0	4	4	1	13	4	1	0	1	30
15	Mitrou-Long, Naz		6-10	6-9	1-2	0	4	4	2	19	4	2	1	1	34
21	Thomas, Matt	*	9-14	3-7	2-2	1	7	8	1	23	0	1	0	0	33
00	Burton, Deonte	*	3-5	0-0	2-2	2	7	9	2	8	3	2	0	2	22
00	Carter, Simeon		0-0	0-0	0-0	0	0	0	0	0	0	0	0	0	1
01	Weiler-Babb, Nick		0-0	0-0	0-0	0	2	2	0	0	0	2	0	0	6
04	Jackson, Donovan		3-5	3-5	0-0	2	2	3	9	6	1	0	0	0	26
05	Holden, Merrill		1-3	0-0	1-2	0	0	0	0	3	0	0	0	0	7
13	Long, Jakolby		0-0	0-0	0-0	0	0	0	0	0	0	0	0	0	3
23	Greder, Wes		0-2	0-2	0-0	0	0	0	0	0	0	0	0	0	2
33	Young, Solomon		3-5	0-0	2-4	4	3	7	2	8	0	2	1	0	15
Team					3	2	5								
Totals			32-56	13-26	11-16	10	33	43	12	88	21	15	3	5	200
FG % 1st Half: 17-28 60.7% 2nd half: 15-28 53.6% Game: 32-56 57.1% Deadball Rebounds 4,1															
3FG % 1st Half: 7-12 58.3% 2nd half: 6-14 42.9% Game: 13-26 50.0%															
FT % 1st Half: 3-4 75.0% 2nd half: 8-12 66.7% Game: 11-16 68.8%															

Officials: John Higgins, Patrick Adams, Kerby Siltton
Technical fouls: Miss. Valley State-None. Iowa State-None.
Attendance: 13692
Fouled Out: None

Score by periods	1st	2nd	Total
Miss. Valley State	35	25	60
Iowa State	44	44	88

Points	In Paint	Off T/O	2nd Chance	Fast Break	Bench
MVVSU	26	17	12	4	23
ISU	30	12	11	10	20

Last FG - MVVSU 2nd-00:05, ISU 2nd-00:29.
Largest lead - MVVSU by 1 1st-08:13, ISU by 32 2nd-02:08.
MVVSU led for 00:39. ISU led for 38:32. Game was tied for 00:49.

Score tied - 1 time.
Lead changed - 4 times.

Official Basketball Box Score -- Game Totals -- Final Statistics Drake vs Iowa State 12-17-16 6:08 p.m. at Wells Fargo Arena - Des Moines, Iowa

Drake 80 • 1-9

#	Player	Total			3-Ptr		Rebounds					PF	TP	A	TO	Blk	Stl	Min
		FG	FGA	%FG	FT	FTA	Off	Def	Tot									
02	Wampler, Billy	*	9-12	3-6	2-2	1	6	7	1	23	1	3	0	0	0	32		
03	Woodward, Graham	*	2-5	0-0	0-0	0	1	1	2	4	0	1	0	0	0	13		
10	Thomas, T.J.	*	1-4	0-1	4-4	4	5	9	4	6	2	1	2	0	22			
12	Timmer, Reed	*	6-14	2-5	1-1	1	1	2	0	15	1	1	0	0	23			
32	Kuenstling, Kory	*	0-3	0-0	0-0	4	0	4	3	0	0	0	0	0	13			
00	Rivers, C.J.		1-6	0-1	0-0	0	5	5	0	2	6	1	1	0	22			
04	McMurray, De'Antae		6-12	2-4	0-0	0	2	2	3	14	4	0	0	0	28			
11	Enevold, Jacob		2-2	0-0	0-0	2	5	7	2	4	0	1	0	0	12			
22	Schlatter, Casey		2-3	1-1	1-2	0	2	2	3	6	0	2	0	0	9			
23	Arogundade, Ore		2-11	2-6	0-0	0	2	2	1	6	0	0	0	1	20			
35	McGlynn, Nick		0-2	0-0	0-0	0	1	1	2	0	0	0	0	0	6			
Team						1	1	2										
Totals			31-74	10-24	8-9	13	31	44	21	80	14	0	3	1	200			
FG % 1st Half: 15-38		39.5%	2nd half: 16-36	44.4%	Game: 31 74	41.9%												
3FG % 1st Half: 6-14		42.9%	2nd half: 4-10	40.0%	Game: 10-24	41.7%												
FT % 1st Half: 4-4		100.0%	2nd half: 4-5	80.0%	Game: 8-9	88.9%												
																Deadball Rebounds		
																1		

CYCLONE SEASON BOX SCORES



Official Basketball Box Score -- Game Totals -- Final Statistics
Iowa State vs Baylor
01/04/17 7 p.m. at Ferrell Center (Waco, Texas)



Iowa State 63 • 9-4 (1-1)

#	Player	Total		3-Ptr		Rebounds			PF	TP	A TO Blk Stl					Min
		FG-FGA	FG-FGA	FT-FTA	FT-FTA	Off	Def	Tot			A	TO	Blk	Stl		
10	Bowie, Darrell	f	2-4	0-1	1-4	1	4	5	2	5	2	2	0	0		26
11	Morris, Monte	g	4-18	1-4	3-4	1	6	7	1	12	5	1	0	1		36
15	Mitrou-Long, Naz	g	7-11	3-6	0-0	1	3	4	2	17	3	0	0	0		36
21	Thomas, Matt	g	2-8	2-6	0-0	1	2	3	0	6	2	0	0	2		34
30	Burton, Deonte	g	5-13	1-1	0-0	2	2	4	4	11	0	1	0	2		17
01	Weiler-Babb, Nick		2-2	2-2	1-3	0	3	3	1	7	3	1	0	2		24
04	Jackson, Donovan		0-2	0-1	0-0	0	0	0	0	0	1	0	0	0		12
05	Holden, Merrill		0-0	0-0	0-0	0	0	0	2	0	0	0	1	0		3
33	Young, Solomon		2-3	1-1	0-0	0	0	0	4	5	0	0	0	0		12
Team						1	1	2								
Totals			24-61	10-22	5-11	7	21	28	16	63	16	5	1	7		200
FG % 1st Half: 12-31 38.7% 2nd half: 12-30 40.0% Game: 24-61 39.3%																
3FG % 1st Half: 8-15 53.3% 2nd half: 2-7 28.6% Game: 10-22 45.5%																
FT % 1st Half: 4-6 66.7% 2nd half: 1-5 20.0% Game: 5-11 45.5%																
Deadball Rebounds 3																

Baylor 65 • 14-0 (2-0) #2/3

#	Player	Total		3-Ptr		Rebounds			PF	TP	A TO Blk Stl					Min
		FG-FGA	FG-FGA	FT-FTA	FT-FTA	Off	Def	Tot			A	TO	Blk	Stl		
00	Lual-Acuil Jr., Jo	f	6-10	0-1	3-5	2	6	8	4	15	0	1	1	0		24
05	Motley, Johnathan	f	6-9	0-0	1-2	3	9	12	2	13	1	4	1	1		37
20	Lecomte, Manu	g	3-10	0-4	1-2	0	1	1	0	7	2	4	0	0		33
22	McClure, King	g	3-4	1-2	0-0	0	3	3	2	7	1	0	0	1		11
24	Wainright, Ishmail	g	1-8	0-4	0-0	3	4	7	2	8	1	0	0	0		25
01	Mitchell, Wendell		0-1	0-1	0-0	0	0	0	0	0	0	0	0	0		3
04	Lindsey, Jake		4-7	2-3	0-0	1	1	2	2	10	1	1	0	1		26
25	Freeman, Al		0-5	0-2	4-4	0	1	1	1	4	0	1	0	0		22
31	Maston, Terry		3-5	0-0	1-2	4	5	9	1	7	2	2	0	0		19
Team						1	3	4								
Totals			26-59	3-17	10-15	14	33	47	14	65	15	13	3	2		200
FG % 1st Half: 16-38 42.1% 2nd half: 10-21 47.6% Game: 26-59 44.1%																
3FG % 1st Half: 2-12 16.7% 2nd half: 1-5 20.0% Game: 3-17 17.6%																
FT % 1st Half: 3-7 42.9% 2nd half: 7-8 87.5% Game: 10-15 66.7%																
Deadball Rebounds 3																

Officials: R- Joe DeRosa, U1- Tom Eades, U2- Darron George
Technical fouls: Iowa State-None. Baylor-None.
Attendance: 7582

Score by periods	1st	2nd	Total
Iowa State	36	27	63
Baylor	37	28	65

	In	Off	2nd	Fast	Bench
Points	Paint	T/O	Chance	Break	
ISU	24	21	4	4	12
BU	40	6	11	2	21

Last FG - ISU 2nd-02:22, BU 2nd-00:08.
Largest lead - ISU by 6 2nd-07:05, BU by 8 1st-16:46.
ISU led for 14:13. BU led for 20:02. Game was tied for 05:45.

Score tied - 7 times.
Lead changed - 9 times.



Official Basketball Box Score -- Game Totals -- Final Statistics
Iowa State vs Oklahoma State
01/11/17 8 p.m. at Gallagher-Iba Arena (Stillwater, Okla.)



Iowa State 96 • 11-4, 3-1 Big 12

#	Player	Total		3-Ptr		Rebounds			PF	TP	A TO Blk Stl					Min
		FG-FGA	FG-FGA	FT-FTA	FT-FTA	Off	Def	Tot			A	TO	Blk	Stl		
10	Bowie, Darrell	f	6-10	0-1	1-1	2	1	3	2	13	2	1	2	2		31
11	Morris, Monte	g	10-16	4-5	6-6	2	3	5	0	30	5	0	0	4		39
15	Mitrou-Long, Naz	g	6-11	1-5	4-7	1	5	6	4	17	4	1	0	0		34
21	Thomas, Matt	g	7-12	4-9	1-2	1	3	4	3	19	2	0	0	3		32
30	Burton, Deonte	g	5-12	1-2	1-1	2	4	6	4	12	4	3	3	2		27
01	Weiler-Babb, Nick		0-0	0-0	0-0	1	1	2	2	0	0	1	0	0		9
04	Jackson, Donovan		1-6	0-4	0-0	0	2	2	2	2	1	2	0	1		20
33	Young, Solomon		1-2	0-0	1-1	0	0	0	0	3	0	1	0	1		8
Team						5	0	5			1					
Totals			36-69	10-26	14-18	14	19	33	17	96	18	10	5	13		200
FG % 1st Half: 20-37 54.1% 2nd half: 16-32 50.0% Game: 36-69 52.2%																
3FG % 1st Half: 5-14 35.7% 2nd half: 5-12 41.7% Game: 10-26 38.5%																
FT % 1st Half: 2-3 66.7% 2nd half: 12-15 80.0% Game: 14-18 77.8%																
Deadball Rebounds 0																

Oklahoma State 86 • 10-6, 0-4 Big 12

#	Player	Total		3-Ptr		Rebounds			PF	TP	A TO Blk Stl					Min
		FG-FGA	FG-FGA	FT-FTA	FT-FTA	Off	Def	Tot			A	TO	Blk	Stl		
12	McGriff, Cameron	f	4-7	1-1	1-2	1	5	6	3	10	1	1	0	0		25
23	Hammonds, Leyton	g	4-6	0-1	0-0	3	1	4	5	8	1	2	1	0		26
01	Evans, Jawun	g	4-14	0-3	4-4	0	1	1	3	12	7	3	0	1		36
13	Forté, Phil	g	9-11	4-6	2-2	1	1	2	3	24	0	2	0	2		33
30	Carroll, Jeffrey	g	9-14	1-4	2-3	2	5	7	0	21	3	3	0	0		38
00	Averette, Brandon		0-0	0-0	0-0	0	5	5	0	0	5	2	0	0		18
04	Diagwa, Thomas		1-4	1-4	0-0	0	0	0	0	3	0	0	0	0		9
24	Dillard, Davon		1-2	0-1	0-0	1	2	3	0	2	0	2	0	0		5
41	Solomon, Mitchell		2-6	0-0	2-2	3	3	6	5	6	0	1	4	0		20
Team						2	0	2								
Totals			34-64	7-20	11-13	13	23	36	19	86	17	16	5	3		200
FG % 1st Half: 18-27 66.7% 2nd half: 16-37 43.2% Game: 34-64 53.1%																
3FG % 1st Half: 5-11 45.5% 2nd half: 2-9 22.2% Game: 7-20 35.0%																
FT % 1st Half: 5-6 83.3% 2nd half: 6-7 85.7% Game: 11-13 84.6%																
Deadball Rebounds 0																

Officials: Gary Maxwell, Paul Janssen, Marques Pettigrew
Technical fouls: Iowa State-None. Oklahoma State-None.
Attendance: 6066
Foul Outs: OSU-#41 Solomon (2:02), #23 Hammonds (0:17)

Score by periods	1st	2nd	Total
Iowa State	47	49	96
Oklahoma State	46	40	86

	In	Off	2nd	Fast	Bench
Points	Paint	T/O	Chance	Break	
ISU	44	15	10	19	5
OSU	50	15	12	5	11

Last FG - ISU 2nd-00:49, OSU 2nd-00:00.
Largest lead - ISU by 12 2nd-00:09, OSU by 5 2nd-10:03.
ISU led for 29:57, OSU led for 08:44. Game was tied for 01:19.

Score tied - 2 times.
Lead changed - 10 times.

Official Basketball Box Score -- Game Totals -- Final Statistics
Texas vs Iowa State
01-07-17 8:15 p.m. at Hilton Coliseum - Ames, Iowa

Texas 70 • 7-8, 1-2 Big 12

#	Player		Total		3-Ptr		Rebounds					PF	TP	A To Blk Stl				Min
			FG-FGA	FG-FGA	FT-FTA	Off	Def	Tot	A	To	Blk			Stl				
00	Mack, Tevin	*	6-13	2-6	1-2	3	3	6	2	15	1	2	1	0	0	34		
01	Jones, Andrew	*	5-7	2-3	2-3	0	7	7	2	14	2	3	0	0	29			
12	Roach Jr., Kerwin	*	7-9	4-4	3-6	1	1	2	3	21	5	3	1	1	37			
31	Allen, Jarrett	*	5-10	0-0	1-2	0	7	7	2	11	1	7	3	0	35			
32	Cleare, Shaquille	*	3-7	0-0	0-0	1	6	7	1	6	0	1	0	0	14			
03	Young, Jacob		0-2	0-2	1-1	1	2	3	2	1	2	2	0	1	24			
04	Banks, James		0-0	0-0	0-2	0	0	0	0	0	0	0	1	0	8			
10	Davis Jr., Eric		1-3	0-1	0-0	0	1	1	2	2	1	1	0	0	19			
	Team					1	1	2										
Totals			27-51	8-16	8-16	7	28	35	14	70	12	19	6	2	200			
FG % 1st Half:			12-24	50.0%	2nd half:	15-27	55.6%	Game:	27-51	52.9%						Deadball		
3FG % 1st Half:			3-8	37.5%	2nd half:	5-8	62.5%	Game:	8-16	50.0%						Rebound		
FT % 1st Half:			4-8	50.0%	2nd half:	4-8	50.0%	Game:	8-16	50.0%						5		

CYCLONE SEASON BOX SCORES

Official Basketball Box Score -- Game Totals -- Final Statistics Kansas vs Iowa State

01-16-17 8:07 p.m. at Hilton Coliseum - Ames, Iowa

Kansas 76 • 17-1, 6-0 (#2)

#	Player	Total			3-Ptr			Rebounds			PF	TP	A	TO	Blk	Stl	Min
		FG-FGA	FG-FGA	FT-FTA	Off	Def	Tot	Off	Def	Tot							
00	Mason III, Frank	* 7-12	2-3	0-1	0	6	6	0	16	1	3	0	1	33			
04	Graham, Devonte'	* 3-8	1-3	2-4	0	2	2	0	9	8	2	0	2	37			
10	Mykhailiuk, Svi	* 5-7	3-5	0-0	1	5	6	3	13	0	1	0	0	33			
11	Jackson, Josh	* 3-11	0-2	0-0	3	5	8	5	6	5	4	2	0	27			
32	Lucas, Landen	* 7-9	0-0	0-0	3	3	6	3	14	1	4	1	0	28			
02	Vick, Lagerald	4-6	0-2	0-0	2	3	5	1	8	3	3	2	1	27			
15	Bragg Jr., Carlton	5-9	0-0	0-0	5	1	6	2	10	0	1	0	0	15			
Team					0	2	2										
Totals		34-62	6-15	2-5	14	27	41	14	76	18	18	5	4	200			
FG % 1st Half: 19-31		61.3%	2nd half: 15-31	48.4%	Game: 34-62		54.8%	Deadball									
3FG % 1st Half: 4-10		40.0%	2nd half: 2-5	40.0%	Game: 6-15		40.0%	Rebounds									
FT % 1st Half: 1-2		50.0%	2nd half: 1-3	33.3%	Game: 2-5		40.0%	1,1									

Iowa State 72 • 11-6, 3-3

#	Player	Total			3-Ptr			Rebounds			PF	TP	A	TO	Blk	Stl	Min
		FG-FGA	FG-FGA	FT-FTA	Off	Def	Tot	Off	Def	Tot							
10	Bowie, Darrell	* 0-6	0-2	0-0	0	0	0	2	0	0	1	0	2	13			
11	Morris, Monte	* 9-15	3-4	2-2	2	5	7	2	23	7	3	1	4	40			
15	Mitrou-Long, Naz	* 7-13	3-9	1-2	0	2	2	3	18	3	1	0	2	31			
21	Thomas, Matt	* 2-5	2-5	0-0	0	0	0	0	6	0	1	0	1	33			
30	Burton, Deonte	* 9-21	1-6	2-4	1	4	5	2	21	0	3	3	1	34			
01	Weiler-Babb, Nick	0-2	0-1	2-2	3	4	7	1	2	3	1	1	1	27			
04	Jackson, Donovan	0-0	0-0	0-0	0	0	0	0	2	0	0	0	0	16			
33	Young, Solomon	1-1	0-0	0-0	0	0	0	2	2	0	0	0	0	6			
Team					2	1	3										
Totals		28-63	9-27	7-10	8	16	24	12	72	15	10	5	11	200			
FG % 1st Half: 16-32		50.0%	2nd half: 12-31	38.7%	Game: 28-63		44.4%	Deadball									
3FG % 1st Half: 3-12		25.0%	2nd half: 6-15	40.0%	Game: 9-27		33.3%	Rebounds									
FT % 1st Half: 2-2		100.0%	2nd half: 5-8	62.5%	Game: 7-10		70.0%	2									

Officials: Joe DeRosa, Doug Simons, Bert Smith

Technical fouls: Kansas-None. Iowa State-None.

Attendance: 14384

Fouled Out: KU #11 Jackson @ 0:14.6

Score by periods	1st	2nd	Total
Kansas	43	33	76
Iowa State	37	35	72

Last FG - KU 2nd-00:18, ISU 2nd-00:26.

Largest lead - KU by 10 1st-09:37, ISU by 2 1st-18:09.

KU led for 36:22, ISU led for 01:00. Game was tied for 02:38.

Points	In	Off	2nd	Fast	Bench
KU	52	T/O	Chance	Break	18
ISU	28	15	10	6	4

Score tied - 4 times.

Lead changed - 4 times.

Official Basketball Box Score -- Game Totals -- Final Statistics Kansas State vs Iowa State

01-24-17 8:05 p.m. at Hilton Coliseum - Ames, Iowa

Kansas State 65 • 15-5, 4-4 Big 12

#	Player	Total			3-Ptr			Rebounds			PF	TP	A	TO	Blk	Stl	Min
		FG-FGA	FG-FGA	FT-FTA	Off	Def	Tot	Off	Def	Tot							
03	STOKES, Kamau	* 5-12	1-3	1-2	2	3	5	3	12	3	4	0	2	34			
04	JOHNSON, D.J.	* 3-7	0-0	4-8	1	5	6	5	10	0	1	0	0	29			
05	BROWN, Barry	* 4-14	1-6	1-2	2	6	8	0	10	3	0	0	2	36			
25	IWUNDU, Wesley	* 5-9	1-2	4-4	0	6	6	1	15	3	5	0	2	37			
32	WADE, Dean	* 1-5	0-3	0-0	0	0	0	0	2	1	1	0	1	17			
01	ERVIN II, Carlie	0-2	1-1	0-0	2	3	5	0	3	1	1	0	0	12			
10	MAURICE, Isaiah	1-2	0-0	0-0	1	1	2	2	2	1	0	0	0	8			
20	SNEED, Xavier	4-9	3-8	0-0	0	3	3	3	11	0	0	0	1	27			
Team					1	1	2										
Totals		24-60	7-23	10-16	9	28	37	14	65	12	12	1	8	200			
FG % 1st Half: 10-29		34.5%	2nd half: 14-31	45.2%	Game: 24-60		40.0%	Deadball									
3FG % 1st Half: 4-11		36.4%	2nd half: 3-12	25.0%	Game: 7-23		30.4%	Rebounds									
FT % 1st Half: 2-2		100.0%	2nd half: 8-14	57.1%	Game: 10-16		62.5%	3									

Iowa State 70 • 13-6, 5-3 Big 12

#	Player	Total			3-Ptr			Rebounds			PF	TP	A	TO	Blk	Stl	Min
		FG-FGA	FG-FGA	FT-FTA	Off	Def	Tot	Off	Def	Tot							
05	Holden, Merrill	* 2-2	0-0	1-2	0	4	4	3	5	0	0	2	0	23			
11	Morris, Monte	* 4-10	1-3	3-4	1	3	4	0	12	4	2	0	0	36			
15	Mitrou-Long, Naz	* 4-8	3-5	2-3	0	6	6	1	13	2	3	0	2	34			
21	Thomas, Matt	* 9-12	7-10	0-3	0	2	2	3	25	2	3	0	0	35			
30	Burton, Deonte	* 3-10	0-2	3-4	0	6	6	4	9	2	3	4	3	31			
01	Weiler-Babb, Nick	2-4	0-0	2-2	0	4	4	0	6	4	3	0	0	23			
04	Jackson, Donovan	0-5	0-3	0-0	0	2	2	0	0	2	0	0	1	12			
10	Bowie, Darrell	0-1	0-0	0-2	1	1	2	0	0	0	0	2	0	4			
33	Young, Solomon	0-0	0-0	0-0	1	0	1	2	0	0	0	0	0	2			
Team					0	2	2										
Totals		24-52	11-23	11-20	3	30	33	13	70	16	14	8	6	200			
FG % 1st Half: 16-27		59.3%	2nd half: 8-25	32.0%	Game: 24-52		46.2%	Deadball									
3FG % 1st Half: 9-15		60.0%	2nd half: 2-8	25.0%	Game: 11-23		47.8%	Rebounds									
FT % 1st Half: 2-4		50.0%	2nd half: 9-16	56.3%	Game: 11-20		55.0%	6									

Officials: Tom Eades, Keith Kimble, Chris Rastatter

Technical fouls: Kansas State-None. Iowa State-None.

Attendance: 14384

Fouled Out: KSU #4 Johnson @ 0:05.2

Score by periods	1st	2nd	Total
Kansas State	26	39	65
Iowa State	43	27	70

Last FG - KS 2nd-00:24, ISU 2nd-00:38.

Largest lead - KS by 2 1st-19:36, ISU by 20 2nd-19:16.

KS led for 03:12, ISU led for 35:14. Game was tied for 01:24.

Score tied - 2 times.

Lead changed - 5 times.

Official Basketball Box Score -- Game Totals -- Final Statistics Iowa State vs Oklahoma

1/21/17 1 p.m. CT at Norman, Okla. (Lloyd Noble Center)

Iowa State 92 • 12-6, 4-3

#	Player	Total			3-Ptr			Rebounds			PF	TP	A	TO	Blk	Stl	Min
		FG-FGA	FG-FGA	FT-FTA	Off	Def	Tot										
10	Bowie, Darrell	f	0-1	0-0	1-2	4	2	6	1	1	1	1	0	0	14		
11	Morris, Monte	g	7-16	1-5	4-6	2	2	4	2	19	8	2	0	3	49		
15	Mitrou-Long, Naz	g	7-16	2-10	4-5	0	6	6	2	20	2	2	0	6	38		
21	Thomas, Matt	g	4-13	3-9	0-0	1	3	4	2	11	2	4	0	4	44		
30	Burton, Deonte	g	11-21	3-7	6-6	1	5	6	4	31	0	3	1	3	40		
01	Weiler-Babb, Nick		0-1	0-0	0-0	0	1	1	0	0	0	0	0	0	11		
04	Jackson, Donovan		3-7	1-4	3-4	0	2	2	3	10	1	0	0	1	25		
05	Holden, Merrill		0-0	0-0	0-4	3	4	7	5	0	0	3	2	1	25		
33	Young, Solomon		0-0	0-0	0-0	1	0	1	0	0	0	1	1	0	4		
Team						1	3	4									
Totals			32-75	10-35	18-27	13	28	41	19	92	14	16	4	18	250		
FG % 1st Half: 13-28 46.4% 2nd half: 14-35 40.0% OT: 5-12 41.7% Game: 32-75 42.7% Deadball																	
3FG % 1st Half: 4-14 28.6% 2nd half: 2-14 14.3% OT: 4-7 57.1% Game: 10-35 28.6% Rebounds																	
FT % 1st Half: 0-5 .00% 2nd half: 9-11 81.8% OT: 9-11 81.8% Game: 18-27 66.7% 6																	

CYCLONE SEASON BOX SCORES

Official Basketball Box Score -- Game Totals -- Final Statistics

West Virginia vs Iowa State

01-31-17 8:05 p.m. at Hilton Coliseum - Ames, Iowa

West Virginia 85 • 18-4, 6-3 (#7)

#	Player	Total		3-Ptr		Rebounds		PF	TP	A	TO	Blk	Stl	Min
		FG-FGA	FG-FGA	FT-FTA	Off Def Tot	Off Def Tot	PF							
02	Carter, Jevon	2-6	0-2	0-0	0 1 1	3 4	4	3	0	1	36			
04	Miles Jr., Daxter	3-10	3-6	0-0	2 0 2	1 9	3	1	0	2	26			
11	Adrian, Nathan	7-10	2-3	7-8	5 6 11	4 23	0	3	1	1	35			
23	Ahmad, Esa	5-10	1-2	3-3	2 3 5	1 14	1	3	0	1	29			
45	Macon, Elijah	0-2	0-0	0-0	0 1 1	2 0	0	0	0	0	7			
00	Myers, Teyvon	3-6	0-0	2-2	0 2 2	0 8	3	2	0	1	16			
03	Bolden, James	3-4	2-3	0-0	0 1 1	0 8	0	1	0	0	5			
12	Phillip, Tarik	4-7	2-3	5-7	0 3 3	3 15	1	1	1	1	19			
14	Harlier, Chase	0-0	0-0	0-0	0 0 0	0 0	0	0	0	0	3			
15	West, Lamont	0-2	0-2	0-0	0 1 1	1 0	0	0	0	0	9			
20	Watkins, Brandon	0-0	0-0	0-0	0 0 0	0 0	0	0	0	0	2			
50	Konate, Sagaba	2-3	0-0	0-0	1 3 4	1 4	1	0	2	0	13			
Team					2 3 5	1								
Totals		29-60	10-21	17-20	12 24 36	16 85	13	15	4	7	200			
FG % 1st Half: 18-33		54.5%	2nd half: 11-27	40.7%	Game: 29-60	48.3%								
3FG % 1st Half: 6-12		50.0%	2nd half: 4-9	44.4%	Game: 10-21	47.6%								
FT % 1st Half: 2-3		66.7%	2nd half: 15-17	88.2%	Game: 17-20	85.0%								

Iowa State 72 • 13-8, 5-4

#	Player	Total		3-Ptr		Rebounds		PF	TP	A	TO	Blk	Stl	Min
		FG-FGA	FG-FGA	FT-FTA	Off Def Tot	Off Def Tot	PF							
05	Holden, Merrill	1-2	0-0	2-2	0 1 1	2 4	0	1	1	0	15			
11	Morris, Monte	4-14	0-2	0-0	4 3 7	2 8	2	1	0	0	35			
15	Mitrou-Long, Naz	4-13	2-7	0-0	1 3 4	5 10	2	5	0	1	33			
21	Thomas, Matt	6-8	5-6	2-2	1 6 7	1 19	1	0	0	1	34			
30	Burton, Deonte	4-9	0-3	3-5	1 4 5	4 11	10	5	1	3	33			
01	Weiler-Babb, Nick	1-2	0-1	7-8	3 3 6	3 9	1	1	0	0	27			
04	Jackson, Donovan	3-8	3-7	2-2	1 0 1	3 11	1	1	0	3	19			
10	Bowie, Darrell	0-1	0-0	0-0	0 0 0	0 0	0	0	0	0	1			
33	Young, Solomon	0-1	0-0	0-0	1 0 1	0 0	0	1	0	0	3			
Team					0 1 1	1								
Totals		23-58	10-26	16-19	12 21 33	20 72	17	16	2	8	200			
FG % 1st Half: 13-23		56.5%	2nd half: 10-35	28.6%	Game: 23-58	39.7%								
3FG % 1st Half: 6-11		54.5%	2nd half: 4-15	26.7%	Game: 10-26	38.5%								
FT % 1st Half: 8-9		88.9%	2nd half: 8-10	80.0%	Game: 16-19	84.2%								

Officials: Doug Simmons, Steve Olson, Ray Natili
Technical fouls: West Virginia-None. Iowa State-None.
Attendance: 14384
Fouled Out: ISU #15 Mitrou-Long @ 1:32

Score by periods	1st	2nd	Total
West Virginia	44	41	85
Iowa State	40	32	72

Last FG - WVU 2nd-01:31, ISU 2nd-00:37.
Largest lead - WVU by 16 2nd-01:31, ISU by 2 1st-17:41.
WVU led for 35:50. ISU led for 00:26. Game was tied for 03:44.

Official Basketball Box Score -- Game Totals -- Final Statistics

Iowa State vs Texas

02-07-17 8:05 P.M. at Austin, TX (Frank Erwin Center)

Iowa State 65 • 14-9, 6-5

#	Player	Total		3-Ptr		Rebounds		PF	TP	A	TO	Blk	Stl	Min
		FG-FGA	FG-FGA	FT-FTA	Off Def Tot	Off Def Tot	PF							
05	Holden, Merrill	0-0	0-0	2-2	1 1 2	2 2	0	1	0	0	8			
11	Morris, Monte	3-11	0-4	4-4	1 3 4	1 10	7	0	1	1	36			
15	Mitrou-Long, Naz	5-10	2-5	0-0	1 4 5	3 12	2	2	0	0	33			
21	Thomas, Matt	6-12	5-10	0-0	0 4 4	2 17	0	1	0	0	34			
30	Burton, Deonte	5-12	2-5	1-2	0 8 8	4 13	2	4	2	6	33			
01	Weiler-Babb, Nick	0-1	0-0	0-2	0 1 1	0 0	1	0	0	0	9			
04	Jackson, Donovan	0-3	0-1	3-3	0 2 2	1 3	0	0	0	0	14			
10	Bowie, Darrell	4-6	0-0	0-0	2 3 5	4 8	0	1	1	0	19			
33	Young, Solomon	0-1	0-0	0-0	0 0 0	3 0	0	1	0	0	14			
Team					0 0 0	0								
Totals		23-56	9-25	10-13	5 26 31	20 65	12	10	4	7	200			
FG % 1st Half: 8-26		30.8%	2nd half: 15-30	50.0%	Game: 23-56	41.1%								
3FG % 1st Half: 4-13		30.8%	2nd half: 5-12	41.7%	Game: 9-25	36.0%								
FT % 1st Half: 9-11		81.8%	2nd half: 1-2	50.0%	Game: 10-13	76.9%								

Texas 67 • 10-14, 4-7

#	Player	Total		3-Ptr		Rebounds		PF	TP	A	TO	Blk	Stl	Min
		FG-FGA	FG-FGA	FT-FTA	Off Def Tot	Off Def Tot	PF							
31	Allen, Jarrett	7-11	0-2	3-5	3 6 9	1 17	0	2	1	0	34			
32	Cleare, Shaquille	5-8	0-0	2-5	2 4 6	2 12	1	0	0	0	24			
01	Jones, Andrew	2-11	1-3	5-6	0 9 9	1 10	7	4	0	2	36			
10	Davis Jr., Eric	2-6	1-4	1-2	0 2 2	1 6	0	0	0	0	34			
12	Roach Jr., Kerwin	2-9	0-1	3-6	3 3 6	4 7	3	3	0	2	32			
03	Young, Jacob	0-1	0-1	1-2	0 0 0	2 1	0	1	0	0	8			
04	Banks, James	1-1	0-0	0-0	0 1 1	1 2	0	1	0	0	9			
05	Yancy, Kendal	4-7	0-2	1-1	3 1 4	2 9	0	2	0	0	20			
14	Isom, Mareik	1-1	1-1	0-0	0 0 0	0 3	0	0	0	0	3			
Team					1 1 2									
Totals		24-55	3-14	16-27	12 27 39	14 67	11	13	1	4	200			
FG % 1st Half: 13-27		48.1%	2nd half: 11-28	39.3%	Game: 24-55	43.6%								
3FG % 1st Half: 2-6		33.3%	2nd half: 1-8	12.5%	Game: 3-14	21.4%								
FT % 1st Half: 7-14		50.0%	2nd half: 9-13	69.2%	Game: 16-27	59.3%								

Officials: Kipp Kissinger, Rick Crawford, Bert Smith
Technical fouls: Iowa State-None. Texas-None.
Attendance: 10048

Score by periods	1st	2nd	Total
Iowa State	29	36	65
Texas	35	32	67

Last FG - ISU 2nd-00:15, UT 2nd-00:29.
Largest lead - ISU None, UT by 17 1st-08:42.
ISU led for 00:00. UT led for 38:58. Game was tied for 00:55.

Official Basketball Box Score -- Game Totals -- Final Statistics

Iowa State vs Kansas

02/04/17 1:05 p.m. at Lawrence, Kan. (Allen Fieldhouse)

Iowa State 92 • 14-8, 6-4 Big 12

#	Player	Total		3-Ptr		Rebounds		PF	TP	A	TO	Blk	Stl	Min
		FG-FGA	FG-FGA	FT-FTA	Off Def Tot	Off Def Tot	PF							
05	Holden, Merrill	0-0	0-0	2-2	1 0 1	4 2	0	1	1	0	8			
11	Morris, Monte	9-16	3-6	4-5	1 1 2	1 25	7	0	0	2	44			
15	Mitrou-Long, Naz	8-14	6-11	0-0	0 4 4	4 22	2	4	0	2	43			
21	Thomas, Matt	0-6	0-5	0-0	0 1 1	1 0	3	1	0	1	21			
30	Burton, Deonte	11-21	7-9	0-0	0 8 8	4 29	1	3	1	6	40			
01	Weiler-Babb, Nick	1-2	0-0	1-2	1 1 2	1 3	1	0	0	0	13			
04	Jackson, Donovan	3-4	2-3	2-2	0 0 0	3 10	0	0	0	0	24			
33	Young, Solomon	0-1	0-0	1-3	3 3 6	3 1	0	0	1	1	32			
Team					0 1 1	2								
Totals		32-64	18-34	10-14	6 19 25	21 92	14	11	3	12	225			
FG % 1st Half: 13-26		50.0%	2nd half: 16-32	50.0%	OT: 3-6	50.0%	Game: 32-64	50.0%						
3FG % 1st Half: 6-14		42.9%	2nd half: 10-18	55.6%	OT: 2-2	100.0	Game: 18-34	52.9%						
FT % 1st Half: 6-7		85.7%	2nd half: 2-5	40.0%	OT: 2-2	100.0	Game: 10-14	71.4%						

Kansas 89 • 20-3, 8-2 Big 12

#	Player	Total		3-Ptr		Rebounds		PF	TP
---	--------	-------	--	-------	--	----------	--	----	----

2016-17 Cyclone Basketball
Iowa State Combined Team Statistics (as of Feb 07, 2017)
All games

RECORD:	OVERALL	HOME	AWAY	NEUTRAL
ALL GAMES	14-9	8-3	3-5	3-1
CONFERENCE	6-5	3-2	3-3	0-0
NON-CONFERENCE	8-4	5-1	0-2	3-1

#	Player	gp-gs	min	avg	Total		3-Point		F-Throw		Rebounds											
					fg-fga	fg%	3fg-fga	3fg%	ft-fga	ft%	off	def	tot	avg	pf	dq	a	to	blk	stl	pts	avg
11	Morris, Monte	23-23	802	34.9	142-305	.466	33-89	.371	53-65	.815	30	79	109	4.7	35	1	131	24	4	33	370	16.1
15	Mitrou-Long, Naz	23-23	757	32.9	128-271	.472	59-164	.360	35-45	.778	16	92	108	4.7	46	1	64	45	1	26	350	15.2
30	Burton, Deonte	23-23	658	28.6	130-298	.436	27-73	.370	39-60	.650	35	124	159	6.9	69	0	40	53	33	48	326	14.2
21	Thomas, Matt	23-23	699	30.4	97-214	.453	59-140	.421	20-25	.800	16	83	99	4.3	35	0	35	28	2	28	273	11.9
10	Bowie, Darrell	22-9	407	18.5	57-121	.471	5-14	.357	22-53	.415	38	61	99	4.5	43	0	17	30	13	17	141	6.4
04	Jackson, Donovan	23-0	403	17.5	44-116	.379	29-73	.397	17-22	.773	1	22	23	1.0	29	0	32	11	0	14	134	5.8
01	Weiler-Babb, Nick	23-0	451	19.6	43-89	.483	4-18	.222	24-34	.706	25	65	90	3.9	22	0	38	16	3	20	114	5.0
33	Young, Solomon	18-0	199	11.1	23-39	.590	1-3	.333	10-18	.556	22	21	43	2.4	32	1	0	11	8	5	57	3.2
05	Holden, Merrill	19-14	258	13.6	17-31	.548	0-0	.000	24-42	.571	22	25	47	2.5	52	2	0	13	12	4	58	3.1
13	Long, Jakolby	5-0	36	7.2	4-14	.286	3-6	.500	0-0	.000	3	6	9	1.8	1	0	1	1	0	1	11	2.2
00	Carter, Simeon	3-0	10	3.3	2-2	1.000	0-0	.000	2-3	.667	1	2	3	1.0	1	0	0	0	0	0	6	2.0
24	Nezlek, Stuart	4-0	9	2.3	2-5	.400	0-0	.000	2-2	1.000	1	2	3	0.8	0	0	1	0	0	1	6	1.5
23	Greder, Wes	5-0	11	2.2	0-3	.000	0-3	.000	0-3	.000	1	2	3	0.6	0	0	0	0	1	0	0	0.0
Team											33	25	58				7					
Total.....		23	4700		689-1508	.457	220-583	.377	248-372	.667	244	609	853	37.1	365	5	359	239	77	197	1846	80.3
Opponents.....		23	4700		597-1420	.420	182-526	.346	247-359	.688	267	635	902	39.2	371	11	314	362	81	106	1623	70.6

TEAM STATISTICS	ISU	OPP	Date	Opponent	Score	Att.
SCORING	1846	1623	11-11-16	SAVANNAH STATE	w 113-71	14384
Points per game	80.3	70.6	11-14-16	MOUNT ST. MARY'S	w 73-55	13981
Scoring margin	+9.7	-	11-20-16	THE CITADEL	w 130-63	14228
FIELD GOALS-ATT	689-1508	597-1420	1 11-24-16	vs Indiana State	w 73-71	2436
Field goal pct	.457	.420	1 11-25-16	vs Miami	w 73-56	1876
3 POINT FG-ATT	220-583	182-526	1 11-27-16	vs Gonzaga	L 71-73	2305
3-point FG pct	.377	.346	12-01-16	CINCINNATI	Lot 54-55	14384
3-pt FG made per game	9.6	7.9	12-05-16	OMAHA	w 91-47	14005
FREE THROWS-ATT	248-372	247-359	2 12-08-16	at Iowa	L 64-78	13956
Free throw pct	.667	.688	3 12-17-16	vs Drake	w 97-80	15028
F-Throws made per game	10.8	10.7	12-20-16	MISS. VALLEY STATE	w 88-60	13692
REBOUNDS	853	902	* 12-30-16	TEXAS TECH	w 63-56	14384
Rebounds per game	37.1	39.2	* 01-04-17	at Baylor	L 63-65	7582
Rebounding margin	-2.1	-	* 01-07-17	TEXAS	w 79-70	14384
ASSISTS	359	314	* 01-11-17	at Oklahoma State	w 96-86	6066
Assists per game	15.6	13.7	* 01-14-17	at TCU	L 77-84	6564
TURNOVERS	239	362	* 01-16-17	KANSAS	L 72-76	14384
Turnovers per game	10.4	15.7	* 01-21-17	at Oklahoma	Wo2 92-87	9673
Turnover margin	+5.3	-	* 01-24-17	KANSAS STATE	w 70-65	14384
Assist/turnover ratio	1.5	0.9	4 01-28-17	at Vanderbilt	L 78-84	9851
STEALS	197	106	* 01-31-17	WEST VIRGINIA	L 72-85	14384
Steals per game	8.6	4.6	* 02-04-17	at Kansas	Wot 92-89	16300
BLOCKS	77	81	* 02-07-17	at Texas	L 65-67	10048
Blocks per game	3.3	3.5				
ATTENDANCE	156594	101685				
Home games-Avg/Game	11-14236	8-10005				
Neutral site-Avg/Game	-	4-5411				

* = Big 12 Conference game
1 = AdvoCare Invitational, Lake Buena Vista, Fla.
2 = Iowa Corn Cy-Hawk Series, Iowa City, Iowa
3 = Hy-Vee Classic, Des Moines, Iowa
4 = SEC/Big 12 Challenge, Nashville, Tenn.
5 = Phillips 66 Big 12 Championship, Kansas City, Mo.

Score by Periods	1st	2nd	OT	OT2	Totals
Iowa State	896	913	23	14	1846
Opponents	821	772	21	9	1623

2016-17 Cyclone Basketball
Iowa State Combined Team Statistics (as of Feb 07, 2017)
Conference games

RECORD:	OVERALL	HOME	AWAY	NEUTRAL
ALL GAMES	6-5	3-2	3-3	0-0
CONFERENCE	6-5	3-2	3-3	0-0
NON-CONFERENCE	0-0	0-0	0-0	0-0

##	Player	gp-gs	min	avg	Total	3-Point	F-Throw	Rebounds			pf	dq	a	to	blk	stl	pts	avg
					fg-fga	fg%	3fg-fga	3fg%	ft-fga	ft%	off	def	tot	avg				
11	Morris, Monte	11-11	427	38.8	67-156	.429	18-45	.400	32-38	.842	19	38	57	5.2	13	0	65	16.7
15	Mitrou-Long, Naz	11-11	388	35.3	65-131	.496	29-78	.372	19-25	.760	4	41	45	4.1	27	1	27	16.2
30	Burton, Deonte	11-11	336	30.5	68-157	.433	18-45	.400	21-31	.677	10	51	61	5.5	39	0	25	15.9
21	Thomas, Matt	11-11	345	31.4	43-91	.473	32-70	.457	8-12	.667	7	26	33	3.0	15	0	16	11.5
04	Jackson, Donovan	11-0	206	18.7	18-52	.346	11-32	.344	12-13	.923	1	12	13	1.2	14	0	13	5.4
10	Bowie, Darrell	10-7	166	16.6	21-49	.429	1-6	.167	5-15	.333	14	14	28	2.8	18	0	6	4.8
01	Weiler-Babb, Nick	11-0	214	19.5	15-28	.536	2-7	.286	13-21	.619	10	29	39	3.5	12	0	15	4.1
05	Holden, Merrill	7-4	87	12.4	3-4	.750	0-0	.000	7-12	.583	5	10	15	2.1	19	1	0	1.9
33	Young, Solomon	11-0	106	9.6	5-13	.385	1-2	.500	2-4	.500	9	4	13	1.2	17	0	0	1.2
Team											16	11	27			4		
Total.....		11	2275		305-681	.448	112-285	.393	119-171	.696	95	236	331	30.1	174	2	167	76.5
Opponents.....		11	2275		316-665	.475	77-213	.362	121-178	.680	141	303	444	40.4	171	6	164	75.5

TEAM STATISTICS	ISU	OPP	Date	Opponent	Score	Att.
SCORING	841	830	* 12-30-16	TEXAS TECH	W 63-56	14384
Points per game	76.5	75.5	* 01-04-17	at Baylor	L 63-65	7582
Scoring margin	+1.0	-	* 01-07-17	TEXAS	W 79-70	14384
FIELD GOALS-ATT	305-681	316-665	* 01-11-17	at Oklahoma State	W 96-86	6066
Field goal pct	.448	.475	* 01-14-17	at TCU	L 77-84	6564
3 POINT FG-ATT	112-285	77-213	* 01-16-17	KANSAS	L 72-76	14384
3-point FG pct	.393	.362	* 01-21-17	at Oklahoma	Wo2 92-87	9673
3-pt FG made per game	10.2	7.0	* 01-24-17	KANSAS STATE	W 70-65	14384
FREE THROWS-ATT	119-171	121-178	* 01-31-17	WEST VIRGINIA	L 72-85	14384
Free throw pct	.696	.680	* 02-04-17	at Kansas	Wot 92-89	16300
F-Throws made per game	10.8	11.0	* 02-07-17	at Texas	L 65-67	10048
REBOUNDS	331	444	* = Big 12 Conference game			
Rebounds per game	30.1	40.4	1 = AdvoCare Invitational, Lake Buena Vista, Fla.			
Rebounding margin	-10.3	-	2 = Iowa Corn Cy-Hawk Series, Iowa City, Iowa			
ASSISTS	167	164	3 = Hy-Vee Classic, Des Moines, Iowa			
Assists per game	15.2	14.9	4 = SEC/Big 12 Challenge, Nashville, Tenn.			
TURNOVERS	118	182	5 = Phillips 66 Big 12 Championship, Kansas City, Mo.			
Turnovers per game	10.7	16.5				
Turnover margin	+5.8	-				
Assist/turnover ratio	1.4	0.9				
STEALS	106	48				
Steals per game	9.6	4.4				
BLOCKS	37	44				
Blocks per game	3.4	4.0				
ATTENDANCE	71920	56233				
Home games-Avg/Game	5-14384	6-9372				
Neutral site-Avg/Game	-	0-0				

Score by Periods	1st	2nd	OT	OT2	Totals
Iowa State	406	402	19	14	841
Opponents	422	383	16	9	830

2016-17 Cyclone Basketball
Iowa State Team Game-by-Game Comparison (as of Feb 07, 2017)
All games

Opponent	1st	2nd	Score	Mar	Total FG	FG Pct	3-Pointers	3FG Pct	Free Throws	FT Pct	Rebounds	Assist	T/Over	Block	Steal	Fouls
SAVANNAH STATE	59/38	54/33	113-71	+42	47-85/25-76	.553/.329	8-26/13-48	.308/.271	11-20/8-16	.550/.500	62/36 +26	31/20	20/22	4/2	11/12	16/20
MOUNT ST. MARY'S	39/22	34/33	73-55	+18	30-67/17-64	.448/.266	4-16/8-20	.250/.400	9-14/13-16	.643/.813	50/38 +12	14/8	11/13	3/2	5/2	17/15
THE CITADEL	62/22	68/41	130-63	+67	52-86/21-77	.605/.273	8-22/15-45	.364/.333	18-26/6-10	.692/.600	63/33 +30	31/16	8/17	2/2	12/6	15/24
Indiana State	41/40	32/31	73-71	+2	25-73/27-57	.342/.474	8-25/9-22	.320/.409	15-29/8-14	.517/.571	45/44 +1	5/13	11/20	2/9	10/4	13/26
Miami	35/29	38/27	73-56	+17	25-61/18-50	.410/.360	8-19/2-16	.421/.125	15-18/18-22	.833/.818	36/37 (1)	10/6	10/19	1/2	10/7	21/18
Gonzaga	34/49	37/24	71-73	(2)	29-66/27-55	.439/.491	8-24/13-25	.333/.520	5-8/6-12	.625/.500	34/34 -	13/18	6/11	4/1	2/1	15/11
CINCINNATI	24/25	26/25	54-55	(1)	22-60/22-62	.367/.355	5-21/3-21	.238/.143	5-11/8-10	.455/.800	34/46 (12)	5/9	7/14	3/5	6/4	13/13
OMAHA	48/22	43/25	91-47	+44	33-65/19-67	.508/.284	15-29/5-22	.517/.227	10-14/4-8	.714/.500	42/41 +1	22/10	11/19	7/4	11/6	13/10
Iowa	29/44	35/34	64-78	(14)	25-70/26-55	.357/.473	8-30/9-22	.267/.409	6-9/17-24	.667/.708	39/42 (3)	9/13	11/13	1/3	7/5	25/15
Drake	42/40	55/40	97-80	+17	34-77/31-74	.442/.419	14-32/10-24	.438/.417	15-24/8-9	.625/.889	47/44 +3	20/14	5/10	5/3	4/1	13/21
MISS. VALLEY STATE	44/35	44/25	88-60	+28	32-56/23-66	.571/.348	13-26/5-18	.500/.278	11-16/9-14	.688/.643	43/28 +15	21/6	15/10	3/2	5/8	12/15
TEXAS TECH	25/35	38/21	63-56	+7	21-53/22-57	.396/.386	6-21/6-21	.286/.286	15-18/6-8	.833/.750	27/42 (15)	10/12	6/15	1/4	2/2	12/17
Baylor	36/37	27/28	63-65	(2)	24-61/26-59	.393/.441	10-22/3-17	.455/.176	5-11/10-15	.455/.667	28/47 (19)	16/15	5/13	1/3	7/2	16/14
TEXAS	40/31	39/39	79-70	+9	32-65/27-51	.492/.529	10-24/8-16	.417/.500	5-12/8-16	.417/.500	29/35 (6)	19/12	11/19	2/6	12/2	11/14
Oklahoma State	47/46	49/40	96-86	+10	36-69/34-64	.522/.531	10-26/7-20	.385/.350	14-18/11-13	.778/.846	33/36 (3)	18/17	10/16	5/5	13/3	17/19
TCU	41/44	36/40	77-84	(7)	30-65/37-65	.462/.569	9-22/8-24	.409/.333	8-9/2-5	.889/.400	27/36 (9)	16/27	9/15	2/8	10/5	13/12
KANSAS	37/43	35/33	72-76	(4)	28-63/34-62	.444/.548	9-27/6-15	.333/.400	7-10/2-5	.700/.400	24/41 (17)	15/18	10/18	5/5	11/4	12/14
Oklahoma	30/29	39/40	92-87	+5	32-75/29-72	.427/.403	10-35/9-20	.286/.450	18-27/20-26	.667/.769	41/50 (9)	14/13	16/25	4/5	18/5	19/21
KANSAS STATE	43/26	27/39	70-65	+5	24-52/24-60	.462/.400	11-23/7-23	.478/.304	11-20/10-16	.550/.625	33/37 (4)	16/12	14/12	8/1	6/8	13/14
Vanderbilt	33/33	45/51	78-84	(6)	30-61/25-52	.492/.481	9-28/13-30	.321/.433	9-12/21-26	.750/.808	27/35 (8)	11/17	6/12	5/2	8/2	18/12
WEST VIRGINIA	40/44	32/41	72-85	(13)	23-58/29-60	.397/.483	10-26/10-21	.385/.476	16-19/17-20	.842/.850	33/36 (3)	17/13	16/15	2/4	8/7	20/16
Kansas	38/52	44/30	92-89	+3	32-64/30-60	.500/.500	18-34/10-22	.529/.455	10-14/19-27	.714/.704	25/45 (20)	14/14	11/21	3/2	12/6	21/16
Texas	29/35	36/32	65-67	(2)	23-56/24-55	.411/.436	9-25/3-14	.360/.214	10-13/16-27	.769/.593	31/39 (8)	12/11	10/13	4/1	7/4	20/14

Note: Game totals are displayed in the format TEAM/OPPONENT for each category

2016-17 Cyclone Basketball
Iowa State Individual Game-by-Game (as of Feb 07, 2017)
All games

#00 Carter, Simeon

Opponent	Date	gs	min	Total		3-Pointers		Free throws		Rebounds				pf	a	t/o	blk	stl	pts	avg
				fg-fga	pct	3fg-fga	pct	ft-fta	pct	off	def	tot	avg							
SAVANNAH STATE	11-11-16		4	2-2	1.000	0-0	.000	2-3	.667	1	1	2	2.0	0	0	0	0	0	6	6.0
OMAHA	12-05-16		5	0-0	.000	0-0	.000	0-0	.000	0	1	1	1.5	1	0	0	0	0	0	3.0
MISS. VALLEY STATE	12-20-16		1	0-0	.000	0-0	.000	0-0	.000	0	0	0	1.0	0	0	0	0	0	0	2.0
Totals		0	10	2-2	1.000	0-0	.000	2-3	.667	1	2	3	1.0	1	0	0	0	0	6	2.0

Games played: 3
Minutes/game: 3.3
Points/game: 2.0
FG Pct: 100.0
FT Pct: 66.7

Rebounds/game: 1.0

#01 Weiler-Babb, Nick

Opponent	Date	gs	min	Total		3-Pointers		Free throws		Rebounds				pf	a	t/o	blk	stl	pts	avg
				fg-fga	pct	3fg-fga	pct	ft-fta	pct	off	def	tot	avg							
SAVANNAH STATE	11-11-16		21	3-5	.600	0-1	.000	0-0	.000	3	4	7	7.0	1	4	0	0	2	6	6.0
MOUNT ST. MARY'S	11-14-16		23	5-6	.833	0-0	.000	0-0	.000	2	3	5	6.0	0	2	1	0	0	10	8.0
THE CITADEL	11-20-16		21	4-8	.500	0-0	.000	2-3	.667	2	4	6	6.0	1	5	2	0	3	10	8.7
vs Indiana State	11-24-16		22	3-8	.375	1-2	.500	0-0	.000	1	4	5	5.8	1	1	0	1	4	7	8.3
vs Miami	11-25-16		23	0-3	.000	0-0	.000	4-4	1.000	0	2	2	5.0	2	0	0	0	3	4	7.4
vs Gonzaga	11-27-16		15	1-1	1.000	0-0	.000	0-0	.000	2	0	2	4.5	2	1	0	0	0	2	6.5
CINCINNATI	12-01-16		21	1-3	.333	0-0	.000	0-0	.000	0	3	3	4.3	0	1	0	0	0	2	5.9
OMAHA	12-05-16		25	2-5	.400	0-1	.000	2-2	1.000	2	4	6	4.5	0	5	0	1	2	6	5.9
at Iowa	12-08-16		24	4-8	.500	1-4	.250	1-2	.500	0	4	4	4.4	2	1	1	0	1	10	6.3
vs Drake	12-17-16		20	2-9	.222	0-2	.000	2-2	1.000	3	4	7	4.7	1	2	0	0	0	6	6.3
MISS. VALLEY STATE	12-20-16		6	0-0	.000	0-0	.000	0-0	.000	0	2	2	4.5	0	0	2	0	0	0	5.7
TEXAS TECH	12-30-16		27	3-6	.500	0-2	.000	0-1	.000	1	5	6	4.6	1	0	0	0	0	6	5.8
at Baylor	01-04-17		24	2-2	1.000	2-2	1.000	1-3	.333	0	3	3	4.5	1	3	1	0	2	7	5.8
TEXAS	01-07-17		16	1-1	1.000	0-0	.000	0-1	.000	0	4	4	4.4	3	1	2	0	0	2	5.6
at Oklahoma State	01-11-17		9	0-0	.000	0-0	.000	0-0	.000	1	1	2	4.3	2	0	1	0	0	0	5.2
at TCU	01-14-17		28	5-7	.714	0-1	.000	0-0	.000	1	2	3	4.2	0	1	1	0	2	10	5.5
KANSAS	01-16-17		27	0-2	.000	0-1	.000	2-2	1.000	3	4	7	4.4	1	3	1	1	1	2	5.3
at Oklahoma	01-21-17		11	0-1	.000	0-0	.000	0-0	.000	0	1	1	4.2	0	0	0	0	0	0	5.0
KANSAS STATE	01-24-17		23	2-4	.500	0-0	.000	2-2	1.000	0	4	4	4.2	0	4	3	0	0	6	5.1
at Vanderbilt	01-28-17		16	3-5	.600	0-1	.000	0-0	.000	0	2	2	4.1	0	1	0	0	0	6	5.1
WEST VIRGINIA	01-31-17		27	1-2	.500	0-1	.000	7-8	.875	3	3	6	4.1	3	1	1	0	0	9	5.3
at Kansas	02-04-17		13	1-2	.500	0-0	.000	1-2	.500	1	1	2	4.0	1	1	0	0	0	3	5.2
at Texas	02-07-17		9	0-1	.000	0-0	.000	0-2	.000	0	1	1	3.9	0	1	0	0	0	0	5.0
Totals		0	451	43-89	.483	4-18	.222	24-34	.706	25	65	90	3.9	22	38	16	3	20	114	5.0

Games played: 23
Minutes/game: 19.6
Points/game: 5.0
FG Pct: 48.3
3FG Pct: 22.2
FT Pct: 70.6

Rebounds/game: 3.9
Assists/game: 1.7
Turnovers/game: 0.7
Assist/turnover ratio: 2.4
Steals/game: 0.9
Blocks/game: 0.1

2016-17 Cyclone Basketball
Iowa State Individual Game-by-Game (as of Feb 07, 2017)
All games

#04 Jackson, Donovan

Opponent	Date	gs	min	Total		3-Pointers		Free throws		Rebounds				pf	a	t/o	blk	stl	pts	avg
				fg-fga	pct	3fg-fga	pct	ft-fa	pct	off	def	tot	avg							
SAVANNAH STATE	11-11-16		17	1-5	.200	0-2	.000	0-1	.000	0	1	1	1.0	0	1	1	0	0	2	2.0
MOUNT ST. MARY'S	11-14-16		15	1-6	.167	0-2	.000	1-2	.500	0	1	1	1.0	1	4	0	0	0	3	2.5
THE CITADEL	11-20-16		20	4-7	.571	1-3	.333	1-2	.500	0	0	0	0.7	1	3	2	0	1	10	5.0
vs Indiana State	11-24-16		15	0-1	.000	0-0	.000	0-0	.000	0	0	0	0.5	1	0	1	0	0	0	3.8
vs Miami	11-25-16		18	3-6	.500	2-4	.500	0-0	.000	0	2	2	0.8	2	0	2	0	1	8	4.6
vs Gonzaga	11-27-16		11	0-2	.000	0-2	.000	0-0	.000	0	0	0	0.7	0	0	0	0	0	0	3.8
CINCINNATI	12-01-16		11	1-2	.500	1-2	.500	1-2	.500	0	0	0	0.6	1	0	0	0	0	4	3.9
OMAHA	12-05-16		23	5-10	.500	5-8	.625	0-0	.000	0	3	3	0.9	1	3	0	0	1	15	5.3
at Iowa	12-08-16		12	0-4	.000	0-3	.000	0-0	.000	0	0	0	0.8	2	1	0	0	0	0	4.7
vs Drake	12-17-16		15	3-6	.500	2-4	.500	0-0	.000	0	0	0	0.7	2	1	1	0	1	8	5.0
MISS. VALLEY STATE	12-20-16		26	3-5	.600	3-5	.600	0-0	.000	0	2	2	0.8	3	6	1	0	0	9	5.4
TEXAS TECH	12-30-16		22	1-2	.500	1-2	.500	0-0	.000	0	2	2	0.9	2	3	0	0	0	3	5.2
at Baylor	01-04-17		12	0-2	.000	0-1	.000	0-0	.000	0	0	0	0.8	0	1	0	0	0	0	4.8
TEXAS	01-07-17		22	1-5	.200	0-2	.000	2-2	1.000	0	2	2	0.9	0	1	0	0	1	4	4.7
at Oklahoma State	01-11-17		20	1-6	.167	0-4	.000	0-0	.000	0	2	2	1.0	2	1	2	0	1	2	4.5
at TCU	01-14-17		20	6-10	.600	4-5	.800	0-0	.000	0	0	0	0.9	0	1	0	0	1	16	5.3
KANSAS	01-16-17		16	0-0	.000	0-0	.000	0-0	.000	0	0	0	0.9	0	2	0	0	0	0	4.9
at Oklahoma	01-21-17		25	3-7	.429	1-4	.250	3-4	.750	0	2	2	0.9	3	1	0	0	1	10	5.2
KANSAS STATE	01-24-17		12	0-5	.000	0-3	.000	0-0	.000	0	2	2	1.0	0	2	0	0	1	0	4.9
at Vanderbilt	01-28-17		14	5-10	.500	4-6	.667	2-2	1.000	0	1	1	1.0	1	0	0	0	2	16	5.5
WEST VIRGINIA	01-31-17		19	3-8	.375	3-7	.429	2-2	1.000	1	0	1	1.0	3	1	1	0	3	11	5.8
at Kansas	02-04-17		24	3-4	.750	2-3	.667	2-2	1.000	0	0	0	1.0	3	0	0	0	0	10	6.0
at Texas	02-07-17		14	0-3	.000	0-1	.000	3-3	1.000	0	2	2	1.0	1	0	0	0	0	3	5.8
Totals		0	403	44-116	.379	29-73	.397	17-22	.773	1	22	23	1.0	29	32	11	0	14	134	5.8

Games played: 23
Minutes/game: 17.5
Points/game: 5.8
FG Pct: 37.9
3FG Pct: 39.7
FT Pct: 77.3

Rebounds/game: 1.0
Assists/game: 1.4
Turnovers/game: 0.5
Assist/turnover ratio: 2.9
Steals/game: 0.6

2016-17 Cyclone Basketball
Iowa State Individual Game-by-Game (as of Feb 07, 2017)
All games

#05 Holden, Merrill

Opponent	Date	gs	min	Total		3-Pointers		Free throws		Rebounds				pf	a	t/o	blk	stl	pts	avg	
				fg-fga	pct	3fg-fga	pct	ft-fa	pct	off	def	tot	avg								
SAVANNAH STATE	11-11-16	*	21	5-6	.833	0-0	.000	2-4	.500	3	2	5	5.0	1	0	2	1	0	12	12.0	
MOUNT ST. MARY'S	11-14-16	*	9	0-1	.000	0-0	.000	0-0	.000	2	0	2	3.5	4	0	0	0	0	0	6.0	
THE CITADEL	11-20-16	*	17	4-6	.667	0-0	.000	5-6	.833	5	4	9	5.3	4	0	0	0	0	13	8.3	
vs Indiana State	11-24-16	*	6	0-1	.000	0-0	.000	0-0	.000	0	0	0	4.0	3	0	1	0	0	0	6.3	
vs Miami	11-25-16	*	20	1-3	.333	0-0	.000	4-6	.667	4	2	6	4.4	5	0	0	0	1	6	6.2	
vs Gonzaga	11-27-16	*	27	3-3	1.000	0-0	.000	2-5	.400	1	0	1	3.8	4	0	0	2	1	8	6.5	
CINCINNATI	12-01-16	*	16	0-1	.000	0-0	.000	0-0	.000	0	2	2	3.6	4	0	1	0	0	0	5.6	
OMAHA	12-05-16	*	14	0-1	.000	0-0	.000	1-3	.333	0	3	3	3.5	3	0	0	1	0	1	5.0	
at Iowa	12-08-16	*	13	0-1	.000	0-0	.000	1-2	.500	1	0	1	3.2	2	0	1	0	0	1	4.6	
vs Drake	12-17-16		7	0-1	.000	0-0	.000	1-2	.500	0	0	0	2.9	1	0	1	0	0	1	4.2	
MISS. VALLEY STATE	12-20-16		7	1-3	.333	0-0	.000	1-2	.500	0	0	0	2.6	0	0	0	0	0	3	4.1	
TEXAS TECH	12-30-16		5	0-0	.000	0-0	.000	0-0	.000	0	0	0	2.4	1	0	0	0	1	0	3.8	
at Baylor	01-04-17		3	0-0	.000	0-0	.000	0-0	.000	0	0	0	2.2	2	0	0	1	0	0	3.5	
at Oklahoma	01-21-17		25	0-0	.000	0-0	.000	0-4	.000	3	4	7	2.6	5	0	3	2	1	0	3.2	
KANSAS STATE	01-24-17	*	23	2-2	1.000	0-0	.000	1-2	.500	0	4	4	2.7	3	0	0	2	0	5	3.3	
at Vanderbilt	01-28-17	*	14	0-0	.000	0-0	.000	0-0	.000	1	2	3	2.7	2	0	1	1	0	0	3.1	
WEST VIRGINIA	01-31-17	*	15	1-2	.500	0-0	.000	2-2	1.000	0	1	1	2.6	2	0	1	1	0	4	3.2	
at Kansas	02-04-17	*	8	0-0	.000	0-0	.000	2-2	1.000	1	0	1	2.5	4	0	1	1	0	2	3.1	
at Texas	02-07-17	*	8	0-0	.000	0-0	.000	2-2	1.000	1	1	2	2.5	2	0	1	0	0	2	3.1	
Totals			14	258	17-31	.548	0-0	.000	24-42	.571	22	25	47	2.5	52	0	13	12	4	58	3.1

Games played: 19
Minutes/game: 13.6
Points/game: 3.1
FG Pct: 54.8
FT Pct: 57.1

Rebounds/game: 2.5
Turnovers/game: 0.7
Steals/game: 0.2
Blocks/game: 0.6

2016-17 Cyclone Basketball
Iowa State Individual Game-by-Game (as of Feb 07, 2017)
All games

#10 Bowie, Darrell

Opponent	Date	gs	min	Total		3-Pointers		Free throws		Rebounds				pf	a	t/o	blk	stl	pts	avg
				fg-fga	pct	3fg-fga	pct	ft-fa	pct	off	def	tot	avg							
SAVANNAH STATE	11-11-16		16	3-8	.375	0-0	.000	2-2	1.000	2	8	10	10.0	2	1	4	0	1	8	8.0
MOUNT ST. MARY'S	11-14-16		20	3-6	.500	0-0	.000	2-4	.500	1	5	6	8.0	2	1	1	0	0	8	8.0
THE CITADEL	11-20-16		18	5-5	1.000	0-0	.000	3-4	.750	1	9	10	8.7	2	4	3	0	2	13	9.7
vs Indiana State	11-24-16		27	5-9	.556	0-1	.000	3-12	.250	6	5	11	9.3	3	0	2	1	2	13	10.5
vs Miami	11-25-16		17	3-5	.600	0-0	.000	0-0	.000	0	5	5	8.4	4	0	1	0	1	6	9.6
vs Gonzaga	11-27-16		11	0-2	.000	0-0	.000	0-0	.000	1	1	2	7.3	2	0	0	0	0	0	8.0
CINCINNATI	12-01-16		36	4-7	.571	0-0	.000	3-8	.375	2	5	7	7.3	2	1	0	2	1	11	8.4
OMAHA	12-05-16		16	4-8	.500	2-3	.667	2-2	1.000	2	0	2	6.6	0	0	2	0	1	12	8.9
at Iowa	12-08-16		19	2-5	.400	1-1	1.000	0-0	.000	3	5	8	6.8	4	0	3	1	0	5	8.4
vs Drake	12-17-16	*	27	5-11	.455	1-2	.500	1-4	.250	6	2	8	6.9	3	0	1	1	0	12	8.8
MISS. VALLEY STATE	12-20-16	*	21	2-4	.500	0-0	.000	1-2	.500	0	2	2	6.5	1	4	4	1	1	5	8.5
TEXAS TECH	12-30-16	*	23	3-6	.500	1-1	1.000	0-2	.000	2	3	5	6.3	1	0	1	1	1	7	8.3
at Baylor	01-04-17	*	26	2-4	.500	0-1	.000	1-4	.250	1	4	5	6.2	2	2	2	0	0	5	8.1
TEXAS	01-07-17	*	19	3-9	.333	0-0	.000	0-2	.000	1	0	1	5.9	2	1	0	0	2	6	7.9
at Oklahoma State	01-11-17	*	31	6-10	.600	0-1	.000	1-1	1.000	2	1	3	5.7	2	2	1	2	2	13	8.3
at TCU	01-14-17	*	16	3-5	.600	0-1	.000	2-2	1.000	1	0	1	5.4	4	0	1	0	1	8	8.3
KANSAS	01-16-17	*	13	0-6	.000	0-2	.000	0-0	.000	0	0	0	5.1	2	0	1	0	2	0	7.8
at Oklahoma	01-21-17	*	14	0-1	.000	0-0	.000	1-2	.500	4	2	6	5.1	1	1	1	0	0	1	7.4
KANSAS STATE	01-24-17		4	0-1	.000	0-0	.000	0-2	.000	1	1	2	4.9	0	0	0	2	0	0	7.0
at Vanderbilt	01-28-17		13	0-2	.000	0-1	.000	0-0	.000	0	0	0	4.7	0	0	1	1	0	0	6.7
WEST VIRGINIA	01-31-17		1	0-1	.000	0-0	.000	0-0	.000	0	0	0	4.5	0	0	0	0	0	0	6.3
at Texas	02-07-17		19	4-6	.667	0-0	.000	0-0	.000	2	3	5	4.5	4	0	1	1	0	8	6.4
Totals		9	407	57-121	.471	5-14	.357	22-53	.415	38	61	99	4.5	43	17	30	13	17	141	6.4

Games played: 22
Minutes/game: 18.5
Points/game: 6.4
FG Pct: 47.1
3FG Pct: 35.7
FT Pct: 41.5

Rebounds/game: 4.5
Assists/game: 0.8
Turnovers/game: 1.4
Assist/turnover ratio: 0.6
Steals/game: 0.8
Blocks/game: 0.6

2016-17 Cyclone Basketball
Iowa State Individual Game-by-Game (as of Feb 07, 2017)
All games

#11 Morris, Monte

Opponent	Date	gs	min	Total		3-Pointers		Free throws		Rebounds				pf	a	t/o	blk	stl	pts	avg	
				fg-fga	pct	3fg-fga	pct	ft-fa	pct	off	def	tot	avg								
SAVANNAH STATE	11-11-16	*	26	9-11	.818	2-3	.667	1-2	.500	0	2	2	2.0	1	11	0	0	3	21	21.0	
MOUNT ST. MARY'S	11-14-16	*	31	7-12	.583	2-3	.667	2-4	.500	1	2	3	2.5	2	3	2	0	1	18	19.5	
THE CITADEL	11-20-16	*	22	8-12	.667	1-4	.250	0-0	.000	0	10	10	5.0	2	10	0	0	2	17	18.7	
vs Indiana State	11-24-16	*	37	8-17	.471	3-6	.500	1-3	.333	2	7	9	6.0	2	1	2	0	0	20	19.0	
vs Miami	11-25-16	*	22	2-8	.250	0-1	.000	2-2	1.000	0	2	2	5.2	3	5	2	0	0	6	16.4	
vs Gonzaga	11-27-16	*	37	6-16	.375	1-4	.250	1-1	1.000	3	2	5	5.2	1	9	1	0	1	14	16.0	
CINCINNATI	12-01-16	*	39	7-16	.438	0-3	.000	1-1	1.000	1	1	2	4.7	0	2	1	1	0	15	15.9	
OMAHA	12-05-16	*	24	2-5	.400	1-3	.333	2-2	1.000	0	2	2	4.4	2	9	4	0	2	7	14.8	
at Iowa	12-08-16	*	37	4-15	.267	2-6	.333	0-1	.000	1	4	5	4.4	3	5	2	0	1	10	14.2	
vs Drake	12-17-16	*	35	7-12	.583	1-4	.250	5-5	1.000	2	5	7	4.7	0	4	0	1	0	20	14.8	
MISS. VALLEY STATE	12-20-16	*	30	5-8	.625	1-3	.333	2-2	1.000	0	4	4	4.6	1	4	1	0	1	13	14.6	
TEXAS TECH	12-30-16	*	39	5-11	.455	2-3	.667	2-2	1.000	0	3	3	4.5	1	6	0	0	0	14	14.6	
at Baylor	01-04-17	*	36	4-18	.222	1-4	.250	3-4	.750	1	6	7	4.7	1	5	1	0	1	12	14.4	
TEXAS	01-07-17	*	38	8-15	.533	3-7	.429	3-4	.750	3	7	10	5.1	0	6	0	0	2	22	14.9	
at Oklahoma State	01-11-17	*	39	10-16	.625	4-5	.800	6-6	1.000	2	3	5	5.1	0	5	0	0	4	30	15.9	
at TCU	01-14-17	*	35	4-14	.286	0-2	.000	1-1	1.000	2	2	4	5.0	3	8	0	0	3	9	15.5	
KANSAS	01-16-17	*	40	9-15	.600	3-4	.750	2-2	1.000	2	5	7	5.1	2	7	3	1	4	23	15.9	
at Oklahoma	01-21-17	*	49	7-16	.438	1-5	.200	4-6	.667	2	2	4	5.1	2	8	2	0	3	19	16.1	
KANSAS STATE	01-24-17	*	36	4-10	.400	1-3	.333	3-4	.750	1	3	4	5.0	0	4	2	0	0	12	15.9	
at Vanderbilt	01-28-17	*	35	10-17	.588	1-4	.250	4-4	1.000	1	0	1	4.8	5	3	0	0	2	25	16.4	
WEST VIRGINIA	01-31-17	*	35	4-14	.286	0-2	.000	0-0	.000	4	3	7	4.9	2	2	1	0	0	8	16.0	
at Kansas	02-04-17	*	44	9-16	.563	3-6	.500	4-5	.800	1	1	2	4.8	1	7	0	0	2	25	16.4	
at Texas	02-07-17	*	36	3-11	.273	0-4	.000	4-4	1.000	1	3	4	4.7	1	7	0	1	1	10	16.1	
Totals			23	802	142-305	.466	33-89	.371	53-65	.815	30	79	109	4.7	35	131	24	4	33	370	16.1

Games played: 23
Minutes/game: 34.9
Points/game: 16.1
FG Pct: 46.6
3FG Pct: 37.1
FT Pct: 81.5

Rebounds/game: 4.7
Assists/game: 5.7
Turnovers/game: 1.0
Assist/turnover ratio: 5.5
Steals/game: 1.4
Blocks/game: 0.2

2016-17 Cyclone Basketball
Iowa State Individual Game-by-Game (as of Feb 07, 2017)
All games

#13 Long, Jakolby

Opponent	Date	gs	min	Total		3-Pointers		Free throws		Rebounds				pf	a	t/o	blk	stl	pts	avg
				fg-fga	pct	3fg-fga	pct	ft-fa	pct	off	def	tot	avg							
SAVANNAH STATE	11-11-16		9	2-5	.400	2-3	.667	0-0	.000	0	2	2	2.0	1	1	1	0	0	6	6.0
MOUNT ST. MARY'S	11-14-16		2	0-1	.000	0-0	.000	0-0	.000	0	0	0	1.0	0	0	0	0	0	0	3.0
THE CITADEL	11-20-16		14	1-4	.250	0-2	.000	0-0	.000	2	3	5	2.3	0	0	0	0	1	2	2.7
OMAHA	12-05-16		8	1-4	.250	1-1	1.000	0-0	.000	1	1	2	2.3	0	0	0	0	0	3	2.8
MISS. VALLEY STATE	12-20-16		3	0-0	.000	0-0	.000	0-0	.000	0	0	0	1.8	0	0	0	0	0	0	2.2
Totals		0	36	4-14	.286	3-6	.500	0-0	.000	3	6	9	1.8	1	1	1	0	1	11	2.2

Games played: 5
Minutes/game: 7.2
Points/game: 2.2
FG Pct: 28.6
3FG Pct: 50.0

Rebounds/game: 1.8
Assists/game: 0.2
Turnovers/game: 0.2
Assist/turnover ratio: 1.0
Steals/game: 0.2

#15 Mitrou-Long, Naz

Opponent	Date	gs	min	Total		3-Pointers		Free throws		Rebounds				pf	a	t/o	blk	stl	pts	avg
				fg-fga	pct	3fg-fga	pct	ft-fa	pct	off	def	tot	avg							
SAVANNAH STATE	11-11-16	*	24	8-15	.533	2-8	.250	0-0	.000	2	8	10	10.0	2	7	3	0	2	18	18.0
MOUNT ST. MARY'S	11-14-16	*	28	2-10	.200	1-4	.250	3-3	1.000	0	6	6	8.0	1	1	1	0	2	8	13.0
THE CITADEL	11-20-16	*	21	11-19	.579	2-7	.286	2-3	.667	1	6	7	7.7	0	6	0	0	0	26	17.3
vs Indiana State	11-24-16	*	34	3-12	.250	2-7	.286	5-6	.833	3	1	4	6.8	1	1	1	0	1	13	16.3
vs Miami	11-25-16	*	35	4-13	.308	2-9	.222	0-0	.000	0	5	5	6.4	1	3	2	0	1	10	15.0
vs Gonzaga	11-27-16	*	34	5-12	.417	4-9	.444	2-2	1.000	1	8	9	6.8	3	2	2	0	0	16	15.2
CINCINNATI	12-01-16	*	37	0-7	.000	0-5	.000	0-0	.000	1	1	2	6.1	1	1	1	0	1	0	13.0
OMAHA	12-05-16	*	24	5-9	.556	1-5	.200	0-0	.000	1	4	5	6.0	0	3	2	0	0	11	12.8
at Iowa	12-08-16	*	26	3-8	.375	2-6	.333	2-2	1.000	1	0	1	5.4	4	0	2	0	2	10	12.4
vs Drake	12-17-16	*	34	14-18	.778	8-12	.667	1-2	.500	2	4	6	5.5	1	5	1	0	1	37	14.9
MISS. VALLEY STATE	12-20-16	*	34	6-10	.600	6-9	.667	1-2	.500	0	4	4	5.4	2	4	2	1	1	19	15.3
TEXAS TECH	12-30-16	*	35	6-12	.500	1-7	.143	6-6	1.000	0	4	4	5.3	1	0	3	0	0	19	15.6
at Baylor	01-04-17	*	36	7-11	.636	3-6	.500	0-0	.000	1	3	4	5.2	2	3	0	0	0	17	15.7
TEXAS	01-07-17	*	36	4-11	.364	3-8	.375	0-0	.000	0	1	1	4.9	0	4	3	0	1	11	15.4
at Oklahoma State	01-11-17	*	34	6-11	.545	1-5	.200	4-7	.571	1	5	6	4.9	4	4	1	0	0	17	15.5
at TCU	01-14-17	*	35	7-12	.583	3-5	.600	2-2	1.000	0	3	3	4.8	2	3	3	0	0	19	15.7
KANSAS	01-16-17	*	31	7-13	.538	3-9	.333	1-2	.500	0	2	2	4.6	3	3	1	0	2	18	15.8
at Oklahoma	01-21-17	*	38	7-16	.438	2-10	.200	4-5	.800	0	6	6	4.7	2	2	2	0	6	20	16.1
KANSAS STATE	01-24-17	*	34	4-8	.500	3-5	.600	2-3	.667	0	6	6	4.8	1	2	3	0	2	13	15.9
at Vanderbilt	01-28-17	*	38	2-7	.286	0-5	.000	0-0	.000	0	4	4	4.8	3	4	1	0	1	4	15.3
WEST VIRGINIA	01-31-17	*	33	4-13	.308	2-7	.286	0-0	.000	1	3	4	4.7	5	2	5	0	1	10	15.0
at Kansas	02-04-17	*	43	8-14	.571	6-11	.545	0-0	.000	0	4	4	4.7	4	2	4	0	2	22	15.4
at Texas	02-07-17	*	33	5-10	.500	2-5	.400	0-0	.000	1	4	5	4.7	3	2	2	0	0	12	15.2
Totals		23	757	128-271	.472	59-164	.360	35-45	.778	16	92	108	4.7	46	64	45	1	26	350	15.2

Games played: 23
Minutes/game: 32.9
Points/game: 15.2
FG Pct: 47.2
3FG Pct: 36.0
FT Pct: 77.8

Rebounds/game: 4.7
Assists/game: 2.8
Turnovers/game: 2.0
Assist/turnover ratio: 1.4
Steals/game: 1.1
Blocks/game: 0.0

2016-17 Cyclone Basketball
Iowa State Individual Game-by-Game (as of Feb 07, 2017)
All games

#21 Thomas, Matt

Opponent	Date	gs	min	Total		3-Pointers		Free throws		Rebounds				pf	a	t/o	blk	stl	pts	avg	
				fg-fga	pct	3fg-fga	pct	ft-fa	pct	off	def	tot	avg								
SAVANNAH STATE	11-11-16	*	25	5-14	.357	2-8	.250	2-2	1.000	1	5	6	6.0	2	3	2	0	1	14	14.0	
MOUNT ST. MARY'S	11-14-16	*	30	6-12	.500	1-5	.200	0-0	.000	0	5	5	5.5	1	2	2	0	0	13	13.5	
THE CITADEL	11-20-16	*	24	6-9	.667	4-5	.800	2-2	1.000	1	4	5	5.3	0	1	0	0	0	18	15.0	
vs Indiana State	11-24-16	*	33	2-10	.200	2-5	.400	4-4	1.000	1	3	4	5.0	0	1	0	0	1	10	13.8	
vs Miami	11-25-16	*	30	4-7	.571	2-3	.667	2-3	.667	2	2	4	4.8	2	2	2	0	2	12	13.4	
vs Gonzaga	11-27-16	*	29	1-6	.167	0-4	.000	0-0	.000	0	2	2	4.3	0	1	1	0	0	2	11.5	
CINCINNATI	12-01-16	*	35	5-11	.455	3-8	.375	0-0	.000	1	6	7	4.7	2	0	3	0	4	13	11.7	
OMAHA	12-05-16	*	23	3-7	.429	2-5	.400	0-0	.000	0	7	7	5.0	3	2	1	0	0	8	11.3	
at Iowa	12-08-16	*	25	6-14	.429	2-7	.286	0-0	.000	1	5	6	5.1	4	0	0	0	1	14	11.6	
vs Drake	12-17-16	*	34	2-11	.182	2-7	.286	0-0	.000	0	7	7	5.3	1	5	0	1	1	6	11.0	
MISS. VALLEY STATE	12-20-16	*	33	9-14	.643	3-7	.429	2-2	1.000	1	7	8	5.5	1	0	1	0	0	23	12.1	
TEXAS TECH	12-30-16	*	18	1-2	.500	1-2	.500	5-5	1.000	0	2	2	5.3	1	0	1	0	0	8	11.8	
at Baylor	01-04-17	*	34	2-8	.250	2-6	.333	0-0	.000	1	2	3	5.1	0	2	0	0	2	6	11.3	
TEXAS	01-07-17	*	30	2-6	.333	1-3	.333	0-0	.000	1	0	1	4.8	0	3	2	0	4	5	10.9	
at Oklahoma State	01-11-17	*	32	7-12	.583	4-9	.444	1-2	.500	1	3	4	4.7	3	2	0	0	3	19	11.4	
at TCU	01-14-17	*	30	4-7	.571	2-5	.400	0-0	.000	2	3	5	4.8	2	1	2	1	1	10	11.3	
KANSAS	01-16-17	*	33	2-5	.400	2-5	.400	0-0	.000	0	0	0	4.5	0	0	1	0	1	6	11.0	
at Oklahoma	01-21-17	*	44	4-13	.308	3-9	.333	0-0	.000	1	3	4	4.4	2	2	4	0	4	11	11.0	
KANSAS STATE	01-24-17	*	35	9-12	.750	7-10	.700	0-3	.000	0	2	2	4.3	3	2	3	0	0	25	11.7	
at Vanderbilt	01-28-17	*	33	5-8	.625	4-6	.667	0-0	.000	1	4	5	4.4	4	2	1	0	1	14	11.9	
WEST VIRGINIA	01-31-17	*	34	6-8	.750	5-6	.833	2-2	1.000	1	6	7	4.5	1	1	0	0	1	19	12.2	
at Kansas	02-04-17	*	21	0-6	.000	0-5	.000	0-0	.000	0	1	1	4.3	1	3	1	0	1	0	11.6	
at Texas	02-07-17	*	34	6-12	.500	5-10	.500	0-0	.000	0	4	4	4.3	2	0	1	0	0	17	11.9	
Totals			23	699	97-214	.453	59-140	.421	20-25	.800	16	83	99	4.3	35	35	28	2	28	273	11.9

Games played: 23
Minutes/game: 30.4
Points/game: 11.9
FG Pct: 45.3
3FG Pct: 42.1
FT Pct: 80.0

Rebounds/game: 4.3
Assists/game: 1.5
Turnovers/game: 1.2
Assist/turnover ratio: 1.3
Steals/game: 1.2
Blocks/game: 0.1

2016-17 Cyclone Basketball
Iowa State Individual Game-by-Game (as of Feb 07, 2017)
All games

#23 Greder, Wes

Opponent	Date	gs	min	Total		3-Pointers		Free throws		Rebounds				pf	a	t/o	blk	stl	pts	avg
				fg-fga	pct	3fg-fga	pct	ft-fta	pct	off	def	tot	avg							
SAVANNAH STATE	11-11-16		2	0-0	.000	0-0	.000	0-0	.000	0	0	0	0.0	0	0	0	1	0	0	0.0
MOUNT ST. MARY'S	11-14-16		2	0-1	.000	0-1	.000	0-0	.000	1	0	1	0.5	0	0	0	0	0	0	0.0
THE CITADEL	11-20-16		3	0-0	.000	0-0	.000	0-2	.000	0	2	2	1.0	0	0	0	0	0	0	0.0
OMAHA	12-05-16		2	0-0	.000	0-0	.000	0-1	.000	0	0	0	0.8	0	0	0	0	0	0	0.0
MISS. VALLEY STATE	12-20-16		2	0-2	.000	0-2	.000	0-0	.000	0	0	0	0.6	0	0	0	0	0	0	0.0
Totals		0	11	0-3	.000	0-3	.000	0-3	.000	1	2	3	0.6	0	0	0	1	0	0	0.0

Games played: 5
Minutes/game: 2.2
FG Pct: 0.0
3FG Pct: 0.0
FT Pct: 0.0

Rebounds/game: 0.6
Blocks/game: 0.2

#24 Nezlek, Stuart

Opponent	Date	gs	min	Total		3-Pointers		Free throws		Rebounds				pf	a	t/o	blk	stl	pts	avg
				fg-fga	pct	3fg-fga	pct	ft-fta	pct	off	def	tot	avg							
SAVANNAH STATE	11-11-16		2	1-1	1.000	0-0	.000	0-0	.000	0	1	1	1.0	0	1	0	0	0	2	2.0
MOUNT ST. MARY'S	11-14-16		2	0-0	.000	0-0	.000	0-0	.000	0	0	0	0.5	0	0	0	0	0	0	1.0
THE CITADEL	11-20-16		3	1-3	.333	0-0	.000	0-0	.000	1	0	1	0.7	0	0	0	0	1	2	1.3
OMAHA	12-05-16		2	0-1	.000	0-0	.000	2-2	1.000	0	1	1	0.8	0	0	0	0	0	2	1.5
Totals		0	9	2-5	.400	0-0	.000	2-2	1.000	1	2	3	0.8	0	1	0	0	1	6	1.5

Games played: 4
Minutes/game: 2.3
Points/game: 1.5
FG Pct: 40.0
FT Pct: 100.0

Rebounds/game: 0.8
Assists/game: 0.3
Assist/turnover ratio: 99.9
Steals/game: 0.3

2016-17 Cyclone Basketball
Iowa State Individual Game-by-Game (as of Feb 07, 2017)
All games

#30 Burton, Deonte

Opponent	Date	gs	min	Total		3-Pointers		Free throws		Rebounds				pf	a	t/o	blk	stl	pts	avg	
				fg-fga	pct	3fg-fga	pct	ft-fa	pct	off	def	tot	avg								
SAVANNAH STATE	11-11-16	*	19	3-7	.429	0-1	.000	1-2	.500	2	7	9	9.0	1	2	5	1	2	7	7.0	
MOUNT ST. MARY'S	11-14-16	*	27	5-9	.556	0-0	.000	0-0	.000	1	12	13	11.0	2	1	3	1	2	10	8.5	
THE CITADEL	11-20-16	*	17	3-7	.429	0-1	.000	1-2	.500	0	3	3	8.3	3	2	0	2	2	7	8.0	
vs Indiana State	11-24-16	*	26	4-15	.267	0-4	.000	2-4	.500	3	4	7	8.0	2	1	3	0	2	10	8.5	
vs Miami	11-25-16	*	35	8-16	.500	2-2	1.000	3-3	1.000	2	5	7	7.8	2	0	1	1	1	21	11.0	
vs Gonzaga	11-27-16	*	36	13-24	.542	3-5	.600	0-0	.000	4	8	12	8.5	3	0	1	2	0	29	14.0	
CINCINNATI	12-01-16	*	30	4-13	.308	1-3	.333	0-0	.000	5	3	8	8.4	3	0	0	0	0	9	13.3	
OMAHA	12-05-16	*	18	8-11	.727	3-3	1.000	1-2	.500	0	2	2	7.6	2	0	1	3	3	20	14.1	
at Iowa	12-08-16	*	30	5-13	.385	0-3	.000	0-0	.000	3	5	8	7.7	3	2	2	0	1	10	13.7	
vs Drake	12-17-16	*	25	1-9	.111	0-1	.000	5-8	.625	3	7	10	7.9	4	3	1	2	1	7	13.0	
MISS. VALLEY STATE	12-20-16	*	22	3-5	.600	0-0	.000	2-2	1.000	2	7	9	8.0	2	3	2	0	2	8	12.5	
TEXAS TECH	12-30-16	*	15	2-11	.182	0-3	.000	2-2	1.000	2	1	3	7.6	3	1	1	0	0	6	12.0	
at Baylor	01-04-17	*	17	5-13	.385	1-1	1.000	0-0	.000	2	2	4	7.3	4	0	1	0	2	11	11.9	
TEXAS	01-07-17	*	33	12-17	.706	3-4	.750	0-3	.000	1	4	5	7.1	4	3	4	2	2	27	13.0	
at Oklahoma State	01-11-17	*	27	5-12	.417	1-2	.500	1-1	1.000	2	4	6	7.1	4	4	3	3	2	12	12.9	
at TCU	01-14-17	*	33	1-10	.100	0-3	.000	3-4	.750	0	5	5	6.9	2	2	2	1	2	5	12.4	
KANSAS	01-16-17	*	34	9-21	.429	1-6	.167	2-4	.500	1	4	5	6.8	2	0	3	3	1	21	12.9	
at Oklahoma	01-21-17	*	40	11-21	.524	3-7	.429	6-6	1.000	1	5	6	6.8	4	0	3	1	3	31	13.9	
KANSAS STATE	01-24-17	*	31	3-10	.300	0-2	.000	3-4	.750	0	6	6	6.7	4	2	3	4	3	9	13.7	
at Vanderbilt	01-28-17	*	37	5-12	.417	0-5	.000	3-6	.500	0	10	10	6.9	3	1	2	3	2	13	13.7	
WEST VIRGINIA	01-31-17	*	33	4-9	.444	0-3	.000	3-5	.600	1	4	5	6.8	4	10	5	1	3	11	13.5	
at Kansas	02-04-17	*	40	11-21	.524	7-9	.778	0-0	.000	0	8	8	6.9	4	1	3	1	6	29	14.2	
at Texas	02-07-17	*	33	5-12	.417	2-5	.400	1-2	.500	0	8	8	6.9	4	2	4	2	6	13	14.2	
Totals			23	658	130-298	.436	27-73	.370	39-60	.650	35	124	159	6.9	69	40	53	33	48	326	14.2

Games played: 23
Minutes/game: 28.6
Points/game: 14.2
FG Pct: 43.6
3FG Pct: 37.0
FT Pct: 65.0

Rebounds/game: 6.9
Assists/game: 1.7
Turnovers/game: 2.3
Assist/turnover ratio: 0.8
Steals/game: 2.1
Blocks/game: 1.4

2016-17 Cyclone Basketball
Iowa State Individual Game-by-Game (as of Feb 07, 2017)
All games

#33 Young, Solomon

Opponent	Date	gs	min	Total		3-Pointers		Free throws		Rebounds				pf	a	t/o	blk	stl	pts	avg
				fg-fga	pct	3fg-fga	pct	ft-fa	pct	off	def	tot	avg							
SAVANNAH STATE	11-11-16		14	5-6	.833	0-0	.000	1-4	.250	1	4	5	5.0	5	0	2	1	0	11	11.0
MOUNT ST. MARY'S	11-14-16		11	1-3	.333	0-1	.000	1-1	1.000	2	4	6	5.5	4	0	1	2	0	3	7.0
THE CITADEL	11-20-16		20	5-6	.833	0-0	.000	2-2	1.000	2	3	5	5.3	2	0	1	0	0	12	8.7
OMAHA	12-05-16		16	3-4	.750	0-0	.000	0-0	.000	3	2	5	5.3	1	0	1	2	2	6	8.0
at Iowa	12-08-16		14	1-2	.500	0-0	.000	2-2	1.000	1	1	2	4.6	1	0	0	0	1	4	7.2
vs Drake	12-17-16		3	0-0	.000	0-0	.000	0-1	.000	0	0	0	3.8	0	0	0	0	0	0	6.0
MISS. VALLEY STATE	12-20-16		15	3-5	.600	0-0	.000	2-4	.500	4	3	7	4.3	2	0	2	1	0	8	6.3
TEXAS TECH	12-30-16		16	0-3	.000	0-1	.000	0-0	.000	2	0	2	4.0	1	0	0	0	0	0	5.5
at Baylor	01-04-17		12	2-3	.667	1-1	1.000	0-0	.000	0	0	0	3.6	4	0	0	0	0	5	5.4
TEXAS	01-07-17		6	1-1	1.000	0-0	.000	0-0	.000	1	1	2	3.4	2	0	0	0	0	2	5.1
at Oklahoma State	01-11-17		8	1-2	.500	0-0	.000	1-1	1.000	0	0	0	3.1	0	0	1	0	1	3	4.9
at TCU	01-14-17		3	0-0	.000	0-0	.000	0-0	.000	0	0	0	2.8	0	0	0	0	0	0	4.5
KANSAS	01-16-17		6	1-1	1.000	0-0	.000	0-0	.000	0	0	0	2.6	2	0	0	0	0	2	4.3
at Oklahoma	01-21-17		4	0-0	.000	0-0	.000	0-0	.000	1	0	1	2.5	0	0	1	1	0	0	4.0
KANSAS STATE	01-24-17		2	0-0	.000	0-0	.000	0-0	.000	1	0	1	2.4	2	0	0	0	0	0	3.7
WEST VIRGINIA	01-31-17		3	0-1	.000	0-0	.000	0-0	.000	1	0	1	2.3	0	0	1	0	0	0	3.5
at Kansas	02-04-17		32	0-1	.000	0-0	.000	1-3	.333	3	3	6	2.5	3	0	0	1	1	1	3.4
at Texas	02-07-17		14	0-1	.000	0-0	.000	0-0	.000	0	0	0	2.4	3	0	1	0	0	0	3.2
Totals		0	199	23-39	.590	1-3	.333	10-18	.556	22	21	43	2.4	32	0	11	8	5	57	3.2

Games played: 18
Minutes/game: 11.1
Points/game: 3.2
FG Pct: 59.0
3FG Pct: 33.3
FT Pct: 55.6

Rebounds/game: 2.4
Turnovers/game: 0.6
Steals/game: 0.3
Blocks/game: 0.4

#TM TEAM

Opponent	Date	gs	min	Total		3-Pointers		Free throws		Rebounds				pf	a	t/o	blk	stl	pts	avg
				fg-fga	pct	3fg-fga	pct	ft-fa	pct	off	def	tot	avg							
SAVANNAH STATE	11-11-16		0	0-0	.000	0-0	.000	0-0	.000	2	0	2	2.0	0	0	0	0	0	0	0.0
MOUNT ST. MARY'S	11-14-16		0	0-0	.000	0-0	.000	0-0	.000	1	1	2	2.0	0	0	0	0	0	0	0.0
THE CITADEL	11-20-16		0	0-0	.000	0-0	.000	0-0	.000	0	0	0	1.3	0	0	0	0	0	0	0.0
vs Indiana State	11-24-16		0	0-0	.000	0-0	.000	0-0	.000	4	1	5	2.3	0	0	1	0	0	0	0.0
vs Miami	11-25-16		0	0-0	.000	0-0	.000	0-0	.000	1	2	3	2.4	0	0	0	0	0	0	0.0
vs Gonzaga	11-27-16		0	0-0	.000	0-0	.000	0-0	.000	1	0	1	2.2	0	0	1	0	0	0	0.0
CINCINNATI	12-01-16		0	0-0	.000	0-0	.000	0-0	.000	0	3	3	2.3	0	0	1	0	0	0	0.0
OMAHA	12-05-16		0	0-0	.000	0-0	.000	0-0	.000	2	1	3	2.4	0	0	0	0	0	0	0.0
at Iowa	12-08-16		0	0-0	.000	0-0	.000	0-0	.000	2	2	4	2.6	0	0	0	0	0	0	0.0
vs Drake	12-17-16		0	0-0	.000	0-0	.000	0-0	.000	1	1	2	2.5	0	0	0	0	0	0	0.0
MISS. VALLEY STATE	12-20-16		0	0-0	.000	0-0	.000	0-0	.000	3	2	5	2.7	0	0	0	0	0	0	0.0
TEXAS TECH	12-30-16		0	0-0	.000	0-0	.000	0-0	.000	0	0	0	2.5	0	0	0	0	0	0	0.0
at Baylor	01-04-17		0	0-0	.000	0-0	.000	0-0	.000	1	1	2	2.5	0	0	0	0	0	0	0.0
TEXAS	01-07-17		0	0-0	.000	0-0	.000	0-0	.000	2	1	3	2.5	0	0	0	0	0	0	0.0
at Oklahoma State	01-11-17		0	0-0	.000	0-0	.000	0-0	.000	5	0	5	2.7	0	0	1	0	0	0	0.0
at TCU	01-14-17		0	0-0	.000	0-0	.000	0-0	.000	5	1	6	2.9	0	0	0	0	0	0	0.0
KANSAS	01-16-17		0	0-0	.000	0-0	.000	0-0	.000	2	1	3	2.9	0	0	0	0	0	0	0.0
at Oklahoma	01-21-17		0	0-0	.000	0-0	.000	0-0	.000	1	3	4	2.9	0	0	0	0	0	0	0.0
KANSAS STATE	01-24-17		0	0-0	.000	0-0	.000	0-0	.000	0	2	2	2.9	0	0	0	0	0	0	0.0
at Vanderbilt	01-28-17		0	0-0	.000	0-0	.000	0-0	.000	0	1	1	2.8	0	0	0	0	0	0	0.0
WEST VIRGINIA	01-31-17		0	0-0	.000	0-0	.000	0-0	.000	0	1	1	2.7	0	0	1	0	0	0	0.0
at Kansas	02-04-17		0	0-0	.000	0-0	.000	0-0	.000	0	1	1	2.6	0	0	2	0	0	0	0.0
at Texas	02-07-17		0	0-0	.000	0-0	.000	0-0	.000	0	0	0	2.5	0	0	0	0	0	0	0.0
Totals		0	0	0-0	.000	0-0	.000	0-0	.000	33	25	58	2.5	0	0	7	0	0	0	0.0

Games played: 23

Rebounds/game: 2.5
Turnovers/game: 0.3